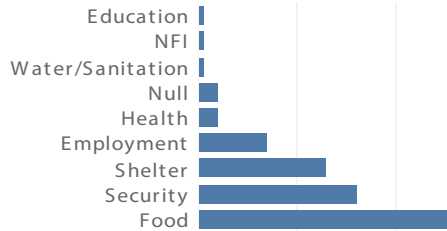
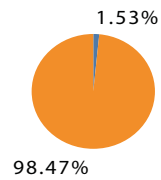




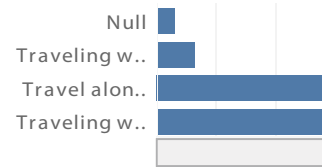
Identify your primary need in your place of origin



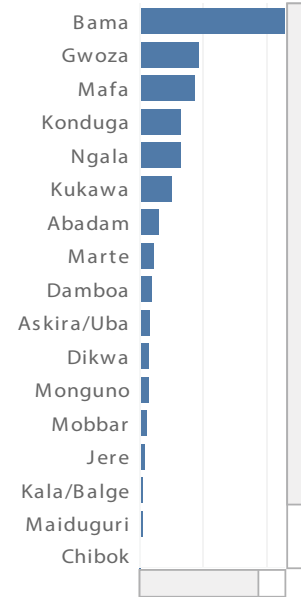
Do you want to return to your place of origin?



How do you plan to travel



LGA of Origin



C.1 Do you want to retur..



% of Total Number of Rec..



C.15 Has your household ..



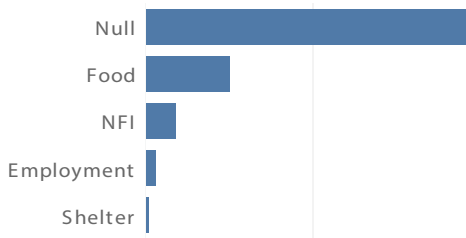
C.15.2 If living with a hos..



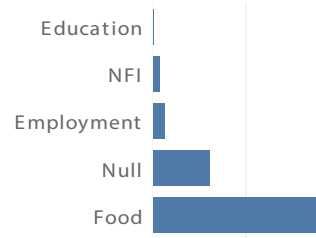
C.3.3. Identify your prim..



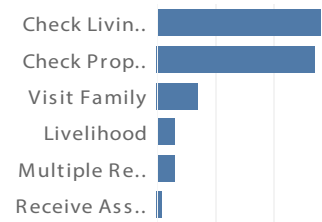
Identify the new need of your host family due to your presence



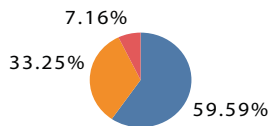
What is the current need of your household



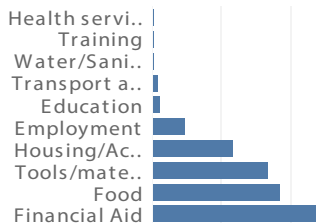
Why travel to place of origin



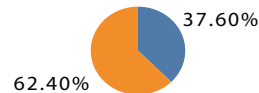
If living with a host family: Have the household of the host family received a humanitarian assistance?



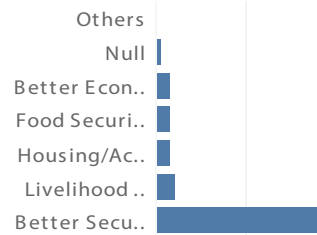
Which type of assistance expected



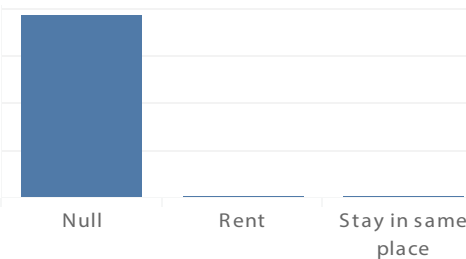
Has your household received a humanitarian assistance where it currently lives?



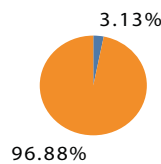
Principal Condition for Return



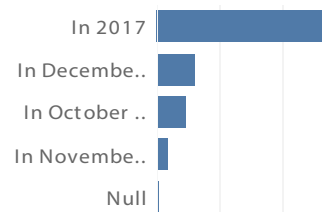
Indicate where you plan to go



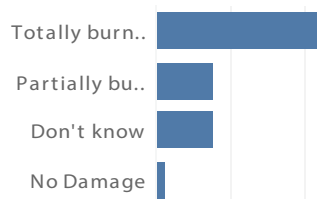
Identify your primary need in the location of displacement



When do you plan to go back

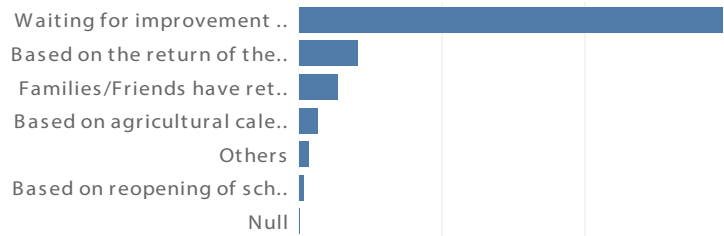


Status of house at origin during or after displacement

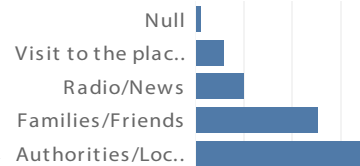




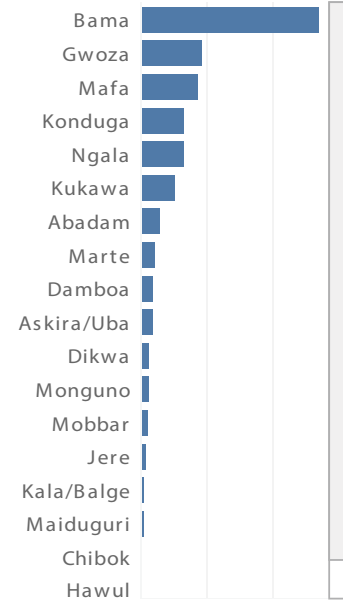
What is the reason for a return on that date



From what source of information will you take the decision to return



LGA of Origin



B.2.a.4 Location Type in ..

- Town
- Village

B.2.a.6 Do you own the h..

- No, Relatives
- No, Tenant
- Yes

B.3.d Displacement Loca..

- Camp
- Host Community

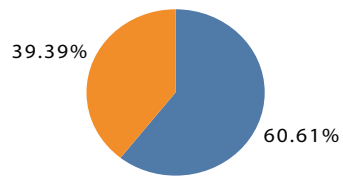
C.15.2.i Type of host fam..

- Null
- Food
- NFI

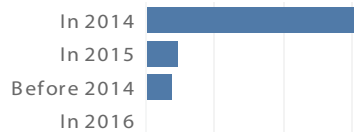
% of Total Number of Rec..

100.00%

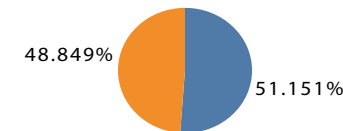
Location Type in Origin



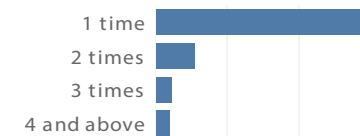
Year of Departure



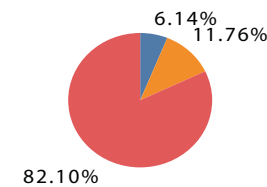
Displacement Location Type



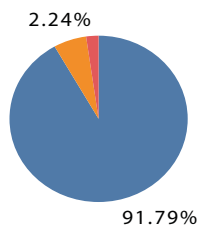
No of times you experienced displacement



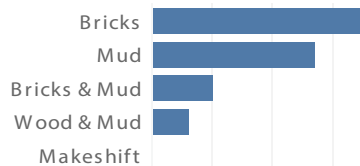
Do you own the house you were living before displacement?



Type of host family assistance received

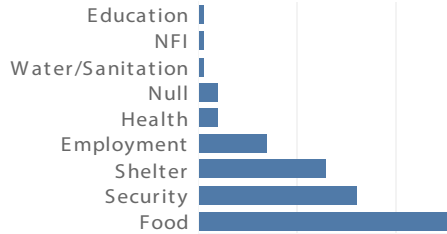


Type of home before displacement

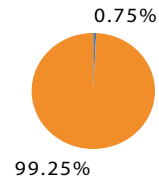




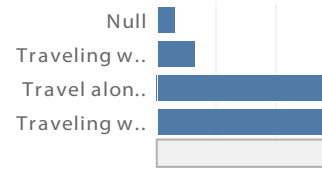
Identify your primary need in your place of origin



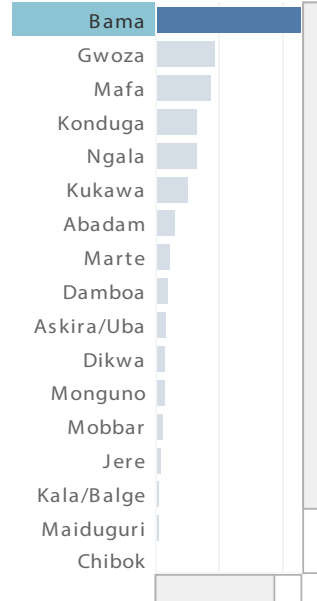
Do you want to return to your place of origin?



How do you plan to travel



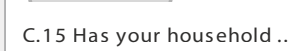
LGA of Origin



C.1 Do you want to retur..



% of Total Number of Rec..



C.15 Has your household ..



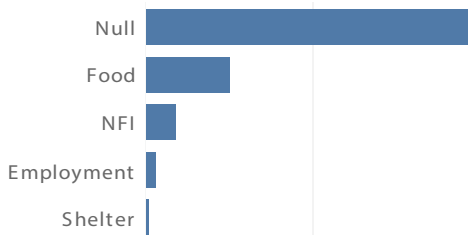
C.15.2 If living with a hos..



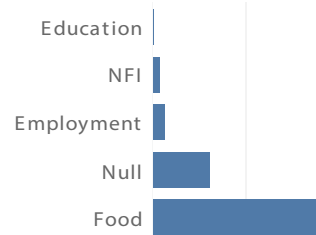
C.3.3. Identify your prim..



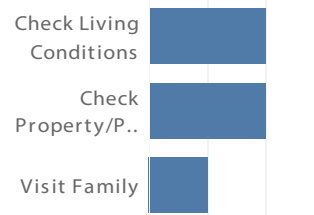
Identify the new need of your host family due to your presence



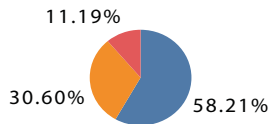
What is the current need of your household



Why travel to place of origin



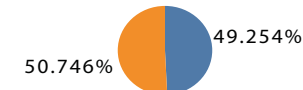
If living with a host family: Have the household of the host family received a humanitarian assistance?



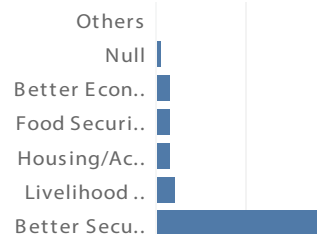
Which type of assistance expected



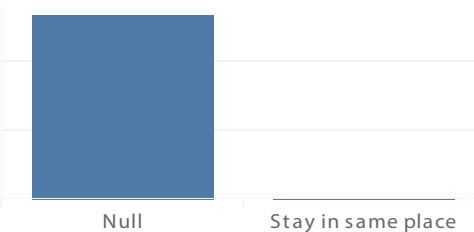
Has your household received a humanitarian assistance where it currently lives?



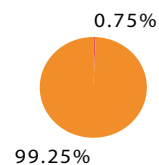
Principal Condition for Return



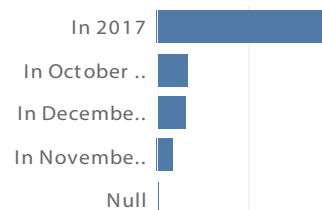
Indicate where you plan to go



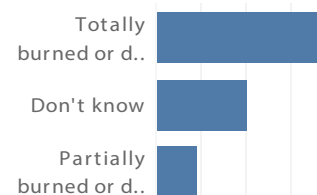
Identify your primary need in the location of displacement



When do you plan to go back

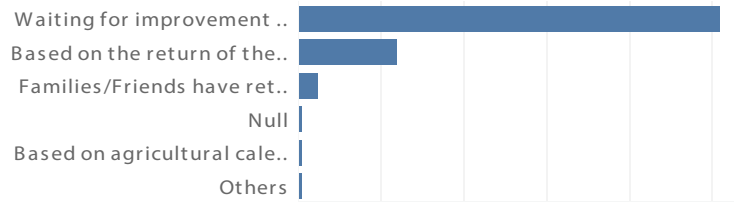


Status of house at origin during or after displacement

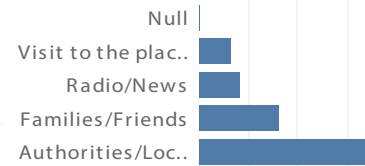




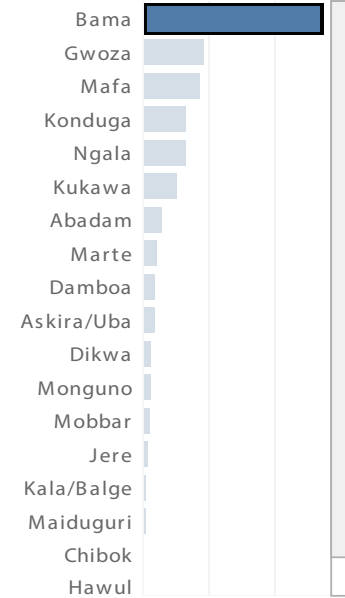
What is the reason for a return on that date



From what source of information will you take the decision to return



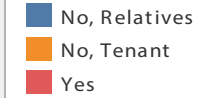
LGA of Origin



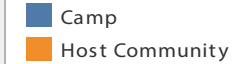
B.2.a.4 Location Type in ..



B.2.a.6 Do you own the h..



B.3.d Displacement Loca..



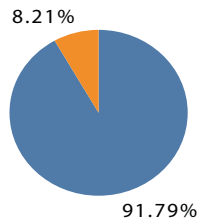
C.15.2.i Type of host fam..



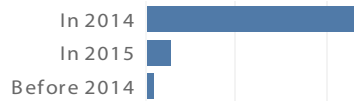
% of Total Number of Rec..



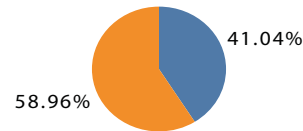
Location Type in Origin



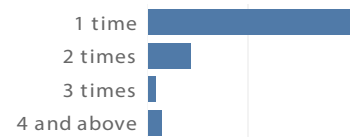
Year of Departure



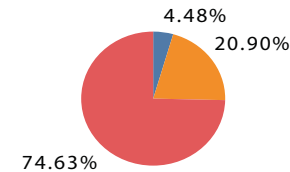
Displacement Location Type



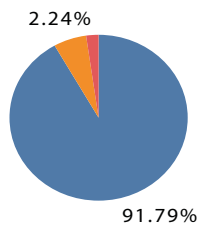
No of times you experienced displacement



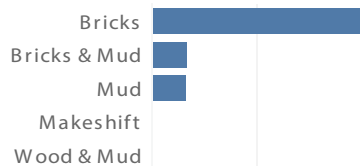
Do you own the house you were living before displacement?



Type of host family assistance received

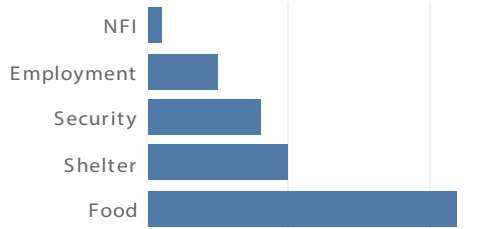


Type of home before displacement






Identify your primary need in your place of origin



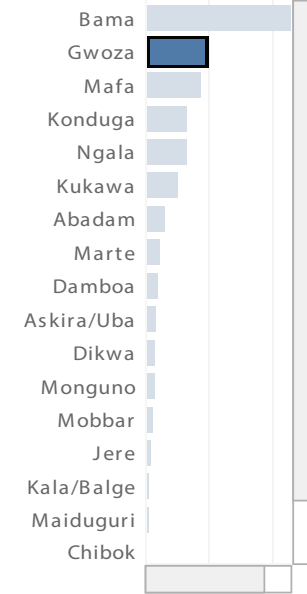
Do you want to return to your place of origin?



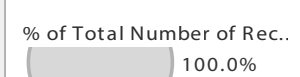
How do you plan to travel



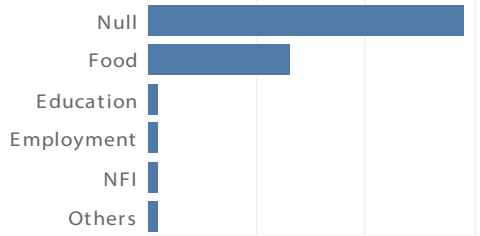
LGA of Origin



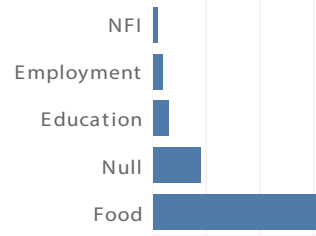
C.1 Do you want to return to your place of origin?



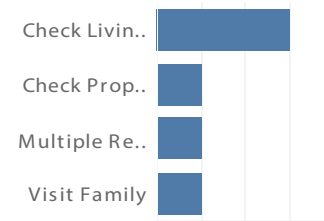
Identify the new need of your host family due to your presence



What is the current need of your household



Why travel to place of origin



C.15 Has your household received humanitarian assistance?



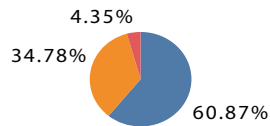
C.15.2 If living with a host family, have you received humanitarian assistance?



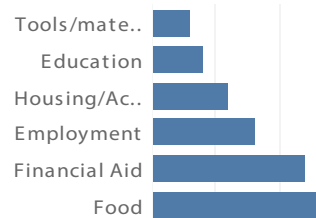
C.3.3. Identify your primary need in your place of origin.



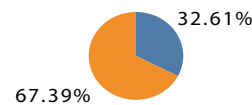
If living with a host family: Have the household of the host family received a humanitarian assistance?



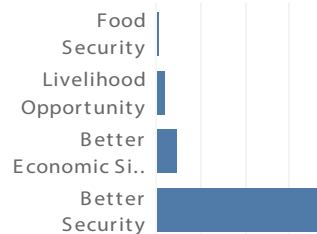
Which type of assistance expected



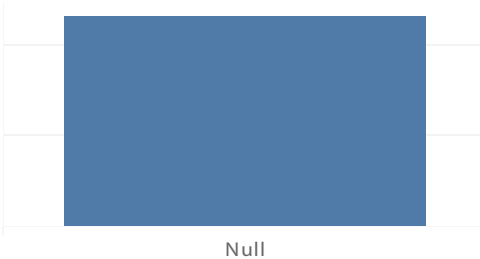
Has your household received a humanitarian assistance where it currently lives?



Principal Condition for Return



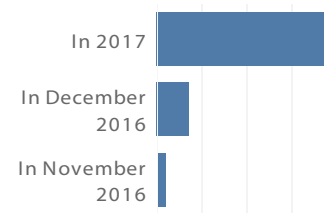
Indicate where you plan to go



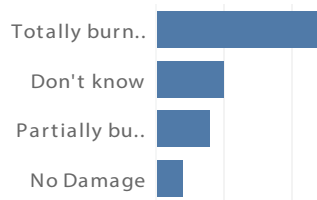
Identify your primary need in the location of displacement



When do you plan to go back

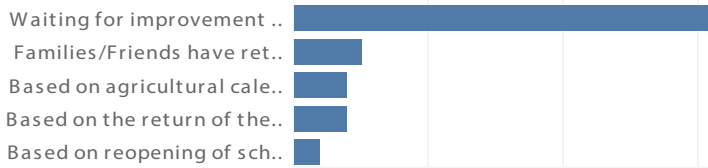


Status of house at origin during or after displacement

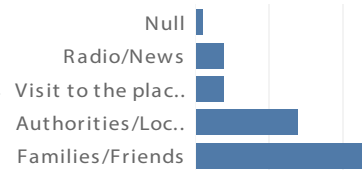




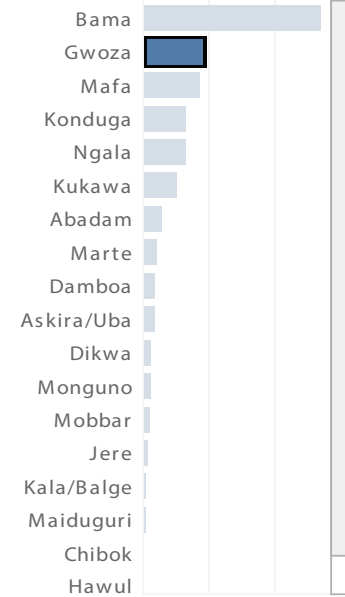
What is the reason for a return on that date



From what source of information will you take the decision to return



LGA of Origin



B.2.a.4 Location Type in ..

- Town
- Village

B.2.a.6 Do you own the h..

- No, Relatives
- No, Tenant
- Yes

B.3.d Displacement Loca..

- Camp
- Host Community

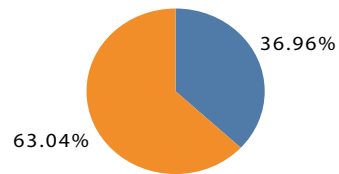
C.15.2.i Type of host fam..

- Null
- NFI

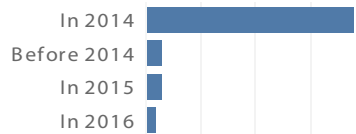
% of Total Number of Rec..



Location Type in Origin



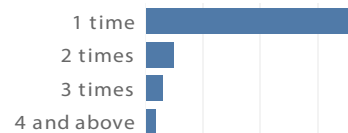
Year of Departure



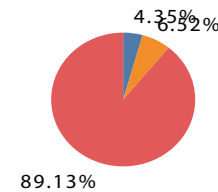
Displacement Location Type



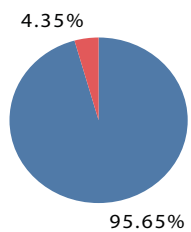
No of times you experienced displacement



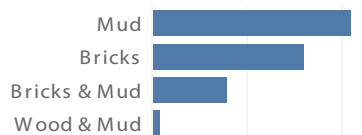
Do you own the house you were living before displacement?



Type of host family assistance received

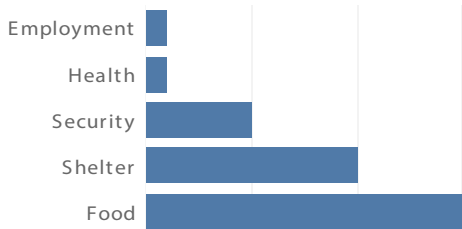


Type of home before displacement

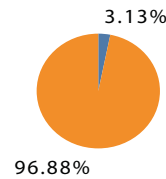




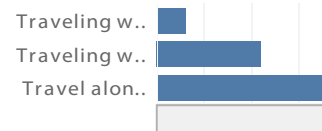
Identify your primary need in your place of origin



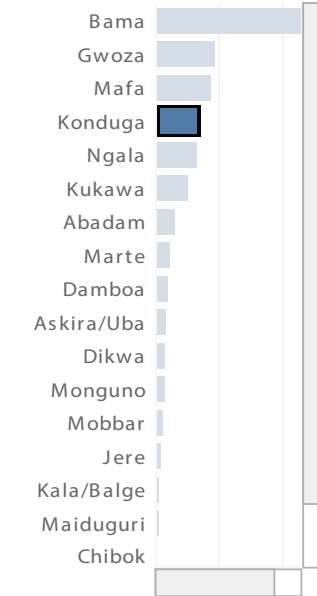
Do you want to return to your place of origin?



How do you plan to travel



LGA of Origin



C.1 Do you want to retur..



% of Total Number of Rec..



C.15 Has your household ..



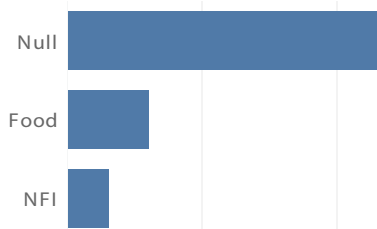
C.15.2 If living with a hos..



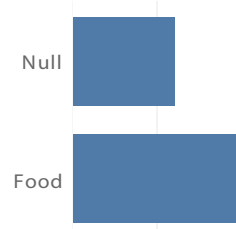
C.3.3. Identify your prim..



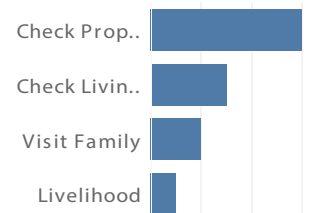
Identify the new need of your host family due to your presence



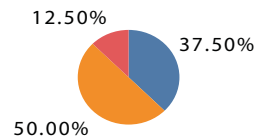
What is the current need of your household



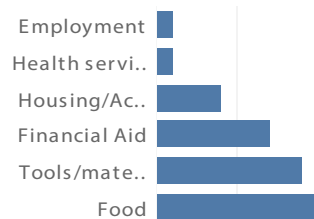
Why travel to place of origin



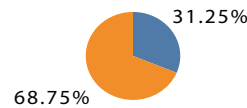
If living with a host family: Have the household of the host family received a humanitarian assistance?



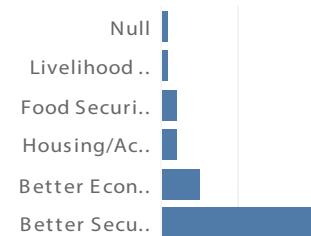
Which type of assistance expected



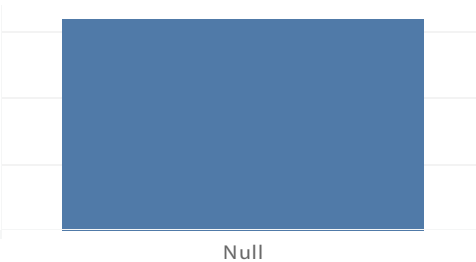
Has your household received a humanitarian assistance where it currently lives?



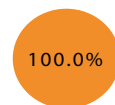
Principal Condition for Return



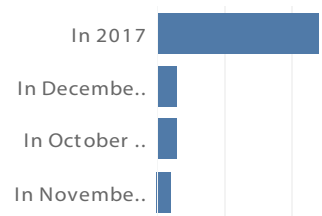
Indicate where you plan to go



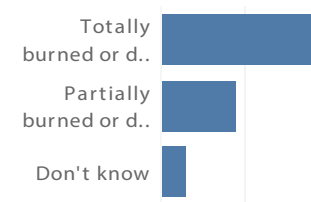
Identify your primary need in the location of displacement



When do you plan to go back

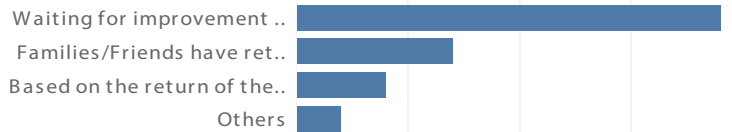


Status of house at origin during or after displacement

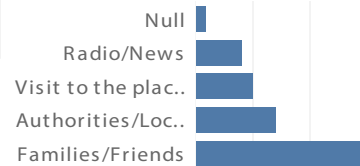




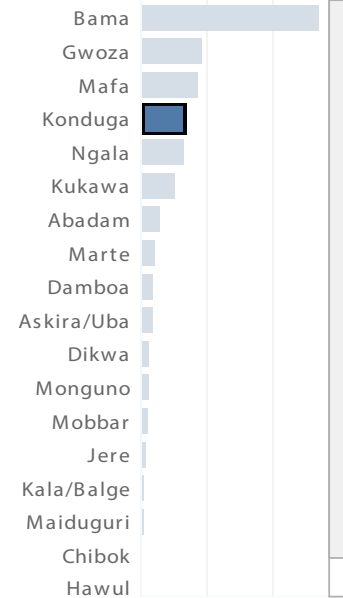
What is the reason for a return on that date



From what source of information will you take the decision to return



LGA of Origin



B.2.a.4 Location Type in ..

- Town
- Village

B.2.a.6 Do you own the h..

- No, Relatives
- No, Tenant
- Yes

B.3.d Displacement Loca..

- Camp
- Host Community

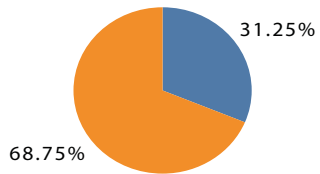
C.15.2.i Type of host fam..

- Null
- Food

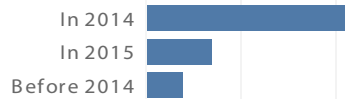
% of Total Number of Rec..

100.00%

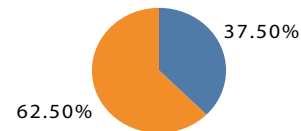
Location Type in Origin



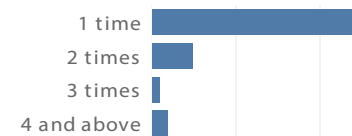
Year of Departure



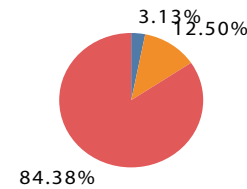
Displacement Location Type



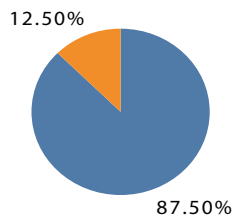
No of times you experienced displacement



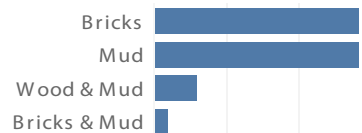
Do you own the house you were living before displacement?



Type of host family assistance received

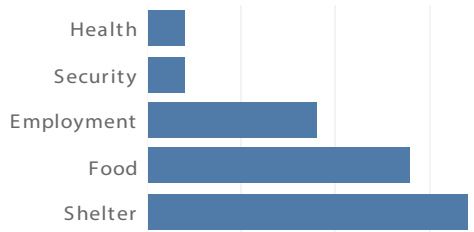


Type of home before displacement

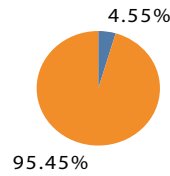




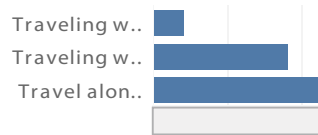
Identify your primary need in your place of origin



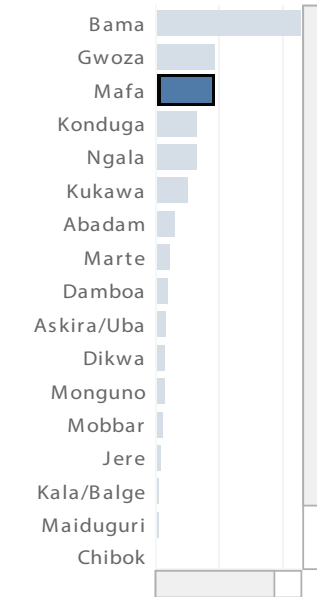
Do you want to return to your place of origin?



How do you plan to travel




LGA of Origin



C.1 Do you want to retur..



% of Total Number of Rec..



C.15 Has your household ..



C.15.2 If living with a hos..



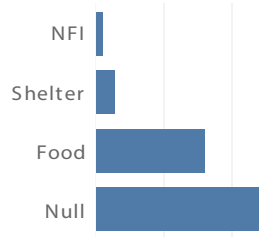
C.3.3. Identify your prim..



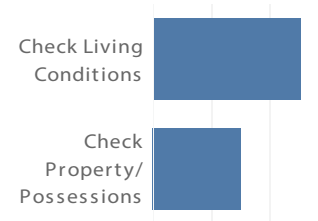
Identify the new need of your host family due to your presence



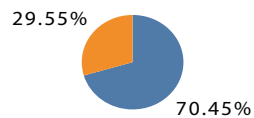
What is the current need of your household



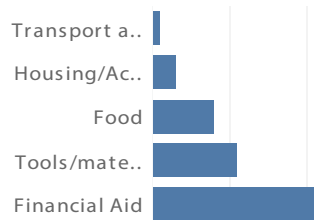
Why travel to place of origin



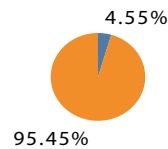
If living with a host family: Have the household of the host family received a humanitarian assistance?



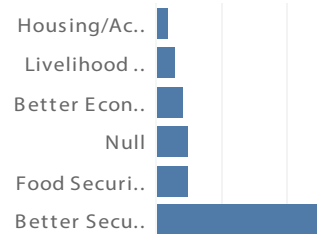
Which type of assistance expected



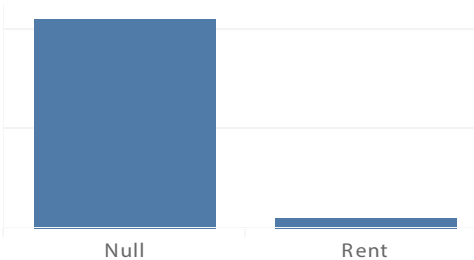
Has your household received a humanitarian assistance where it currently lives?



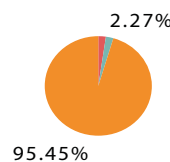
Principal Condition for Return



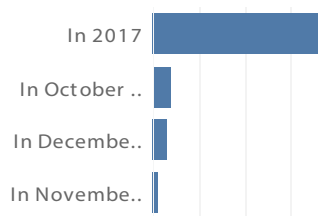
Indicate where you plan to go



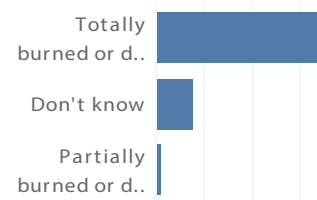
Identify your primary need in the location of displacement



When do you plan to go back



Status of house at origin during or after displacement

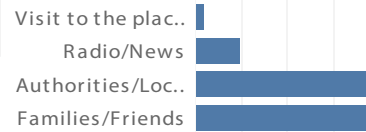




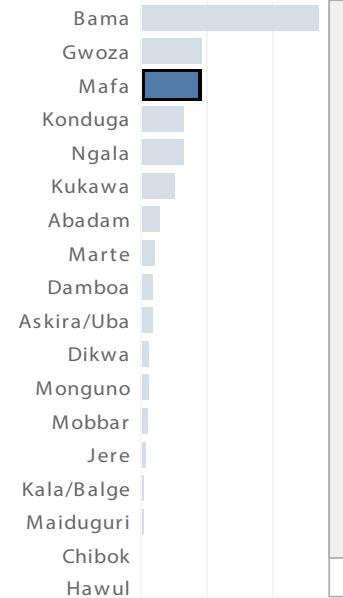
What is the reason for a return on that date



From what source of information will you take the decision to return



LGA of Origin



B.2.a.4 Location Type in ..

- Town
- Village

B.2.a.6 Do you own the h..

- No, Relatives
- Yes

B.3.d Displacement Loca..

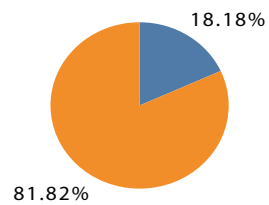
- Camp
- Host Community

C.15.2.i Type of host fam..

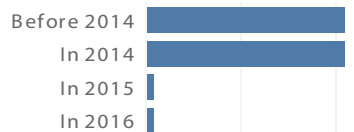
- Null

% of Total Number of Rec.. 100.0%

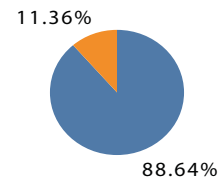
Location Type in Origin



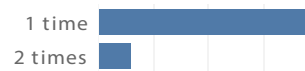
Year of Departure



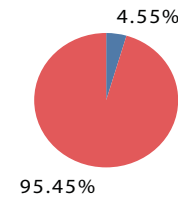
Displacement Location Type



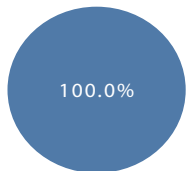
No of times you experienced displacement



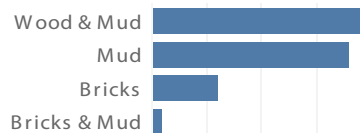
Do you own the house you were living before displacement?



Type of host family assistance received

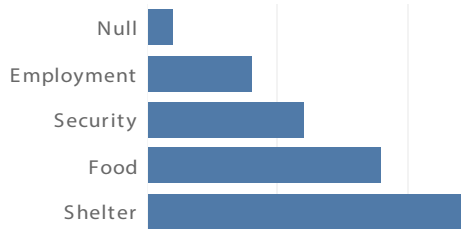


Type of home before displacement

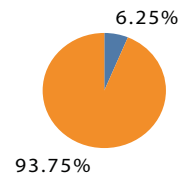





Identify your primary need in your place of origin



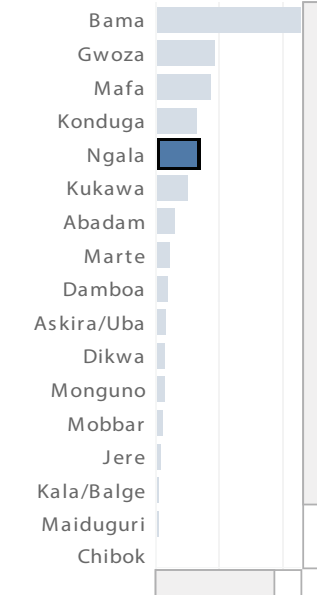
Do you want to return to your place of origin?



How do you plan to travel



LGA of Origin



C.1 Do you want to retur..



% of Total Number of Rec..



C.15 Has your household ..



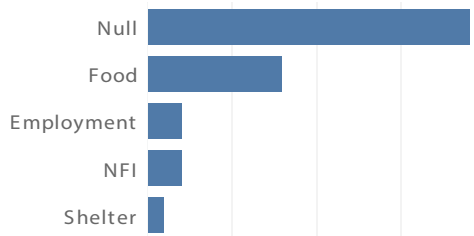
C.15.2 If living with a hos..



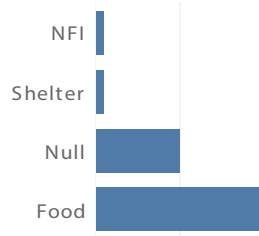
C.3.3. Identify your prim..



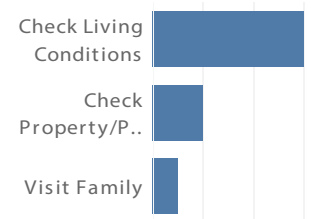
Identify the new need of your host family due to your presence



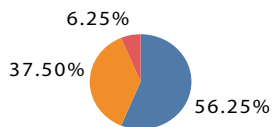
What is the current need of your household



Why travel to place of origin



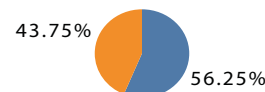
If living with a host family: Have the household of the host family received a humanitarian assistance?



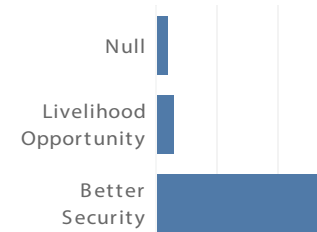
Which type of assistance expected



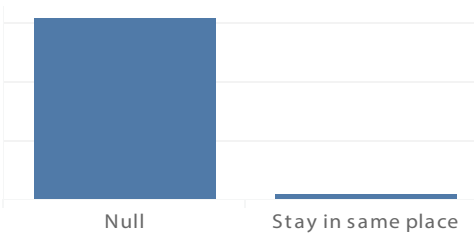
Has your household received a humanitarian assistance where it currently lives?



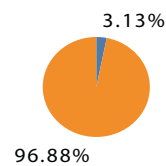
Principal Condition for Return



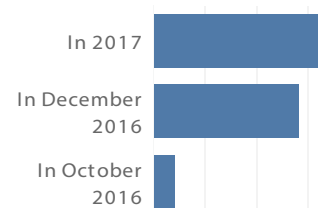
Indicate where you plan to go



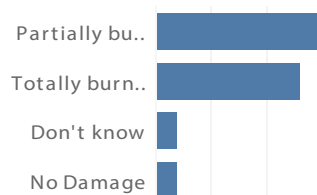
Identify your primary need in the location of displacement



When do you plan to go back



Status of house at origin during or after displacement





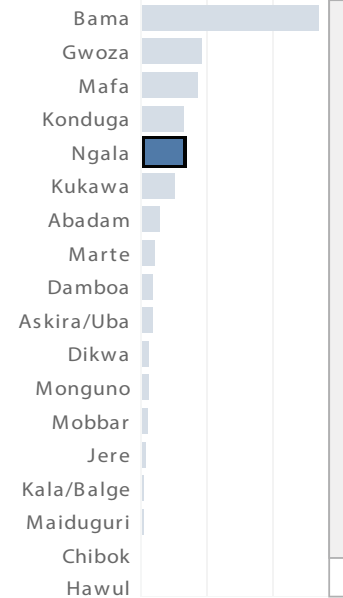
What is the reason for a return on that date



From what source of information will you take the decision to return



LGA of Origin



B.2.a.4 Location Type in ..

- Town
- Village

B.2.a.6 Do you own the h..

- No, Relatives
- No, Tenant
- Yes

B.3.d Displacement Loca..

- Camp
- Host Community

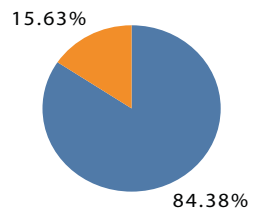
C.15.2.i Type of host fam..

- Null
- Food
- NFI

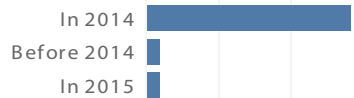
% of Total Number of Rec..

100.00%

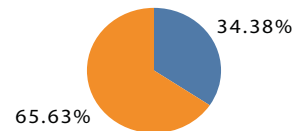
Location Type in Origin



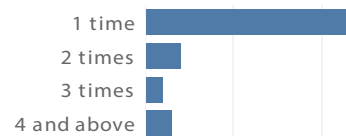
Year of Departure



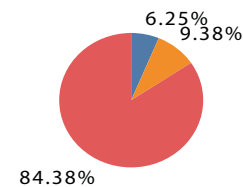
Displacement Location Type



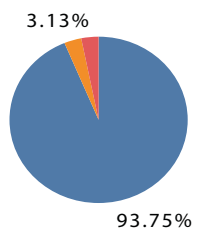
No of times you experienced displacement



Do you own the house you were living before displacement?



Type of host family assistance received



Type of home before displacement

