
Migration in Nigeria: A Country Profile

2019



IOM
UN MIGRATION

NIGERIA



**Migration in Nigeria
A Country Profile 2019**

TECHNICAL WORKING GROUP MEMBERS

NAME	ORGANIZATION	POSITION
Representative of	Federal Ministry of Labour & Employment	Member
Representative of	Ministry of Foreign Affairs	Member
Representative of	Federal Ministry of Health	Member
Representative of	Ministry of Interior	Member
Representative of	Federal Ministry of Justice	Member
Representative of	Federal Ministry of Women Affairs	Member
Representative of	Federal Ministry of Youth Development	Member
Representative of	Federal Ministry of	Member

	Information	
Representative of	Federal Ministry of Education	Member
Representative of	National Commission for Refugees, Migrants & IDPs	Chairperson
Representative of	National Commission for Refugees, Migrants & IDPs	Secretariat
Representative of	Federal Ministry of Finance Budget & National Planning	Member
Representative of	Office of the Secretary to the Government of the Federation	Member
Representative of	National Population Commission	Member
Representative of	National Bureau of Statistics	Member

Representative of	National Human Right Commission	Member
Representative of	National Directorate of Employment	Member
Representative of	National Agency for the Prohibition of Trafficking in Persons	Member
Representative of	National Universities Commission	Member
Representative of	Nigeria Immigration Service	Member
Representative of	Nigerian Security & Civil Defence Corps	Member
Representative of	Nigeria National Volunteer Service	Member
Representative of	Shepherd Leadership & Development	Member

	Initiative	
Representative of	National Association of Nigerian Traders	Member
Representative of	Network of CSOs Against Child Trafficking & Child Labour	Member
Representative of	Policy Consult	Member
Representative of	Central Bank of Nigeria	Member
Representative of	Africa Youth Growth Foundation (AYGF)	Member

CONTENT

INTERMINISTERIAL TECHNICAL WORKING GROUP	2
MEMBERS IN NIGERIA	ERROR! BOOKMARK NOT DEFINED.
LIST OF TABLES	9
LIST OF FIGURES	10
ABBREVIATIONS AND ACRONYMS	11
EXECUTIVE SUMMARY	13
TRENDS AND MIGRANT CHARACTERISTICS	13
INTERNAL MIGRATION	14
IMPACTS OF MIGRATION	15
MIGRATION GOVERNANCE	17
FINDINGS AND RECOMMENDATIONS	18
PART A: MIGRATION TRENDS AND MIGRANT CHARACTERISTICS	20
Introduction	20
A.1 Migration and General Cross-border Mobility	20
A.1.1. Migration in Nigeria – A Country Profile	20
A.1.2 Political Environment	22
Human Development Index	23
Nigeria’s HDI value and rank	24
A.1.3 Macroeconomic Environment	25
A.1.4. Labour Market Dynamics	30
Labour Force Participation Rate	30
A.1.5 Youth Unemployment	35
National Bureau of Statistics. 2018.	36
A.1.6 Job Creation	36
A.1.7 Poverty in Nigeria	38
A.2 IMMIGRATION	38
A.2.1 Foreign and Foreign-born Population and Immigration	38
A.3 EMIGRATION	40
A.3.1 Emigration for Employment and Study Purposes	44
Nigerian education in perspective	44
Tertiary education in Nigeria	46
Nigerians studying abroad	47

A.4 INVOLUNTARY EMIGRATION	49
A.4.1 Trafficking in Persons	49
A.4.2 Convictions from Trafficking in Persons	53
A.4.3 Other forms of involuntary migration	53
A.5 INTERNAL MIGRATION	56
PART B: THE IMPACT OF MIGRATION	57
INTRODUCTION	57
B.1 MIGRATION AND HUMAN DEVELOPMENT	57
B.2 MIGRATION AND ECONOMIC DEVELOPMENT	59
B.3 MIGRATION AND HEALTH	60
B.4 MIGRATION, EMPLOYMENT, AND THE LABOUR MARKET	61
B.5 MIGRATION AND THE ENVIRONMENT	62
PART C: MIGRATION GOVERNANCE	63
C.1 INSTITUTIONAL FRAMEWORK	63
C.1.1 National Migration Policy	64
C.1.2 Annual National Migration Dialogue	65
C.1.3 Prospects and Challenges	66
C.2 OTHER MIGRATION POLICY FRAMEWORKS	66
C.2.1 National Policy on Labour Migration	66
C.2.2 National Diaspora Policy	68
C.3 Laws, Regulations and Processes (National, Regional and International)	69
C.3.1 Immigration laws	69
Laws against Trafficking in Human Beings	69
Child Rights Act	69
The Labour Act of 1974/2004	69
C.3.2 African Union Instruments	70
C.3.3 ECOWAS Protocol on Free Movement of Persons, Residence and Establishment	70
C.3.4 United Nations International Convention on the Protection of the Rights of All Migrant Workers and Members of Their Families	71

C.3.5 International Labour Organization Conventions	71
C.4. INTERNATIONAL COOPERATION	71
PART D: KEY TRENDS, POLICY IMPLICATIONS AND RECOMMENDATIONS	73
INTRODUCTION	73
D.1 MAIN FINDINGS ON CURRENT TRENDS, MIGRATION POLICIES AND IMPACT OF MIGRATION	73
D.1.1 International Migration	73
D.1.2 Internal Migration	74
D.1.3 Impacts of Migration	74
D.1.4 Policy Implications	75
D.2 RECOMMENDATIONS ON THE MIGRATION GOVERNANCE FRAMEWORK	75
D.3 RECOMMENDATIONS ON MAINSTREAMING MIGRATION INTO DEVELOPMENT POLICIES	76
D.4 RECOMMENDATIONS ON IMPROVEMENTS TO MIGRATION STATISTICS AND THE OVERALL EVIDENCE BASE	76
D.5 BORDER MANAGEMENT	76
D.6 LABOUR MIGRATION	77
D.7 DIASPORA	77
D.8 EDUCATION	77
D.9. ENVIRONMENT	77
Bibliography	79
<u>Appendix 1: List of Agencies Collecting Migration Data</u>	<u>79</u>
<u>Appendix 2: Net lifetime migration by geopolitical zone of origin and current zone of residence</u>	<u>85</u>
<u>Appendix 3: Subnational poverty rates</u>	<u>86</u>

List of Tables

<u>Table 1: Nigeria's Population by Sex, 2007–2019</u>	<u>20</u>
<u>Table 2: Migration from and into Nigeria, 1990–2017</u>	<u>21</u>
<u>Table 3: Governance Indicators (per cent).....</u>	<u>22</u>
<u>Table 4: Nigeria's HDI trends based on consistent time series data and new goalposts</u>	<u>23</u>
<u>Table 5: Nigeria's HDI and component indicators for 2017 relative to selected countries and regions</u>	<u>24</u>
<u>Table 6: Nigeria's Macro-Economic Indicators, 2014–2019.....</u>	<u>26</u>
<u>Table 7: Employment by sector and sex 2007 to 2018.....</u>	<u>29</u>
<u>Table 8: Related Indicators for Nigeria Labour Force Participation Rate.....</u>	<u>31</u>
<u>Table 9: Total jobs created in all sectors (Q1 2014 – Q3 2016).....</u>	<u>33</u>
<u>Table 10: Volume of movements into and out of Nigeria, 2012 to 2018.....</u>	<u>35</u>
<u>Table 11: Visas and Permits Issued in 2018.....</u>	<u>36</u>
<u>Table 12: Unified Tertiary Matriculation Examination: applicants and tertiary admissions, 2003–2018</u>	<u>41</u>
<u>Table 13: Number of Nigerian Students in the United States.....</u>	<u>44</u>
<u>Table 14: Top Fields of Study of Nigerian Students in the USA (%)</u>	<u>44</u>
<u>Table 15: Statistics Pertaining to Trafficking in Persons, 2019.....</u>	<u>45</u>
<u>Table 16: Irregular migration out of and into Nigeria, 2011–2013, 2017–2018.....</u>	<u>50</u>
<u>Table 17: Irregular Migrants by Country of Origin, in descending order, 2013 to 2018</u>	<u>51</u>

List of Figures

<u>Figure 1: Labour force participation rate (Q4 2014 – Q2, 3 2018)</u>	28
<u>Figure 2: Youth unemployment by quarter and year (% , 2015 – Q3 2018)</u>	32
<u>Figure 3: Factors Driving West African Migration to Europe (%)</u>	38
<u>Figure 4: Country of Origin of West African Migrants in Europe</u>	38
<u>Figure 5: Country of Origin of West African Emigrants, 2015</u>	39
<u>Figure 6: Destinations of Nigerian Emigrants (%)</u>	40
<u>Figure 7: Statistics on rescued victims</u>	47
<u>Figure 8: Rescued survivors of trafficking, by age, 2014 to 2019</u>	47
<u>Figure 9: Rescued survivors by gender of victim, 2014 to 2019</u>	48

Abbreviations and acronyms

AfDB – African Development Bank
AVRR – Assisted Voluntary Return and Reintegration
AYGF –Africa Youth Growth Foundation
CBN – Central Bank of Nigeria
CSO – Civil Society Organisation
ECOWAS –Economic Community of West African States
EIL – Enforcement of Immigration legislation
EU – European Union
FEC – Federal Executive Council
FHA –Federal Housing Authority
FMLE – Federal Ministry of Labour and Employment
FMOH – Federal Ministry of Health
Forex – foreign exchange
GCM – Global Compact for Safe, Regular and Orderly Migration
GCR – Global Compact on Refugees
GDP – Gross Domestic Product
ICMPD – International Centre for Migration Policy Development
ICPD – International Conference on Population and Development
IDP –Internally Displaced Person
ILMD – International Labour Migration Desk
ILO – International Labour Organization
IOM – International Organization for Migration
LFPR –Labour Force Participation Rate
MDAs – Ministries, Departments and Agencies
MFA – Ministry of Foreign Affairs
MPI – Multidimensional Poverty Index
MRC – Migrant Resource Centre
MOU – Memorandum of Understanding
NAPTIP – National Agency for the Prohibition of Trafficking in Persons
NDHS – National Demographic and Health Survey
NBS – National Bureau of Statistics
NBTE – National Board of Technical Education
NCFRMI – National Commission for Refugees, Migrants and IDPs
NELEX – Nigerian Electronic Labour Exchange
NEMA – National Emergency Management Agency
NGO –Non governmentalorganisation
NiDCOM– Nigerians in Diaspora Commission
NIS – Nigeria Immigration Service
NMD – National Migration Dialogue
NNVS – Nigerian National Volunteer Service
NPC – National Population Commission, Nigeria
NPM – National Policy on Migration
NPLM – National Policy on Labour Migration
NUC –National Universities Commission
OECD –Organisation for Economic Co-operation and Development
OPHI – Oxford Poverty and Human Development Initiative

PEA – Private Employment Agency
SDG – (United Nations) Sustainable Development Goal
SOP – Standard Operating Procedure
SPAC – Social Partner Advisory Committee
SPRC – Sector Policy Review Committee
SWAC – Sahel and West Africa Club
TFR – Total Fertility Rate
TWC – Technical Working Committee
TWG – Technical Working Group
UK –United Kingdom
UNDESA – United Nations Department of Economic and Social Affairs
UNEP –United Nations Environment Programme
UNESCO –United Nations Educational, Scientific and Cultural Organization
UNHCR – United Nations High Commissioner for Refugees
USA – United States of America
UTME – Unified Tertiary Matriculation Examination

Migration in Nigeria – A Country Profile 2019

EXECUTIVE SUMMARY

This National Migration Profile report provides a detailed explanation of the state of migration to, from and within Nigeria. It looks at the nature of migratory movements, their impact, and the framework for migration governance in the country. Several government and non-government institutions have contributed to the composing of this document and have brought their wealth of expertise to describing and explaining the migration profile of Nigeria under a number of headings, several of which are summarised below. It is hoped that the report will enhance work and research on migration in Nigeria and globally.

METHODOLOGY

In order to ensure that the research is relevant to providers and users of migration data in Nigeria, we sourced latest available data from governmental and non governmental agencies responsible for collecting statistical data, such as the National Population Commission, Nigerian Immigration Service (NIS) and National Bureau of Statistics (NBS), Central Bank of Nigeria (CBN) and others. Data from credible international agencies were also collated from their statistical and periodic reports and other publications. In addition to the desk review of relevant statistical data, the report benefitted from a number of round table discussions at which the Technical Working Group on Data, in addition to national and international agencies working in the field provided useful insights on the migration situation in Nigeria from their institutional perspective as well as to validate the values reported in this National Migration Profile.

TRENDS AND MIGRANT CHARACTERISTICS

In recent years, Nigeria has recorded more than a million arrivals and departures of foreigners into the country by 2017 according to the immigration report of the National Bureau of Statistics (2018). Although involuntary migration is an important part of Nigerian immigration, the records, as published by the Nigerian Immigration Services and other national agencies, do not necessarily cover refugee inflows, which are mostly cross-border and regional. The United Nations High Commissioner for Refugees reported a total of 34,700 refugees entering Nigeria in 2018, with 96.1 per cent coming from Cameroon.

The number of Nigerians living abroad reached 1.3 million by 2017, almost three times the 1990 value of 465,932 according to the World Bank Global Bilateral Migration Database (2018). Part of this increase has been driven by population growth and high unemployment in Nigeria, as well as by labour market opportunities in the global north. Educational attainment is also related to the mode of migration, as youth with secondary school education dominate the involuntary migration population. The attraction of market opportunities is strong for Nigerian skilled migrants, who make up 83 per cent of all Nigerian migrants to Europe, and 46 per cent of those in the United States.

According to a Afrobarometer survey in 2018 one out of every three Nigerians would like to migrate out of the country.¹ At the same time, immigration policy has become more restrictive in much of Europe and the United States. According to the National Bureau of Statistics, in 2017 the

¹Afrobarometer (2018) Isbel, T and Ojewale, O One in three Nigerians have considered emigration, most to find economic opportunity Afrobarometer dispatch No 231.

number of Nigerians refused entry abroad was 2,267, while 31,672 Nigerians were refused departure from Nigeria, and another 16,387 were deported from abroad.

A total of 50,326 Nigerians were prevented from going abroad in 2017, owing to efforts to curb irregular migration into destination countries. In light of this, Nigeria has been active over the last decade in taking steps to improve migration management, with varying results. One key focus has been irregular migration, in particular human trafficking, especially since 80 percent of survivors of trafficking are women.

The Lake Chad area crisis as well as the Bakassi region situation have contributed to a significant rise in Nigerians forcefully displaced abroad and internally since 2014. Nigerian refugees abroad were a total of 294,000 in four countries by 2019.²

INTERNAL MIGRATION

The Migration and Remittances Household Surveys of the World Bank (2009) on Nigeria shows that of a total of 36 per cent of all Nigerian households included migrants, 29 per cent being internal migrants. Of these, 25 per cent are from rural households. Rural communities are often the most hit by the socioeconomic realities of poverty and have only limited access to education and health services.

Internal migration in Nigeria occurs primarily for economic reasons, mostly job-related. UNCTAD (2018) shows that, among Nigerian male migrants, 72 per cent of migration is internal and 28 per cent international. An even larger percentage of women migrate internally (81%), rather than internationally (19%).

Internal migration is part of a process towards meeting these socioeconomic needs as well as adjusting to instabilities within the country. Over 41.5 per cent of internal migrants move in search of work, 29.7 per cent for education and 26.7 per cent for family unification, with 1.9 per cent moving for other reasons. The working age population holds the most significant proportion of internal migrants, but women remain less than 30 per cent of all internal migrants in Nigeria. The more cosmopolitan places such as Lagos, Kwara, Cross River and Imo states have significantly higher figures. These States characteristically show more ethnic diversity and female labour participation.

Causes of involuntary or forced migration include environmental degradation and the associated herdsmen conflicts across the country, which have left many displaced internally. About a decade ago, the north-central zone was receiving more migrants than other geopolitical zones, but now the region has become a heated conflict zone, with the home areas of some communities being no longer habitable for normal living. Overall, 2.2 million Nigerians have been displaced internally by conflicts, arising principally from the Boko Haram insurgency as at 2018. Additionally, some 613,000 people were displaced as a result of disasters in 2018 alone. Only about 311,000 of the internally displaced had returned as at 2018, the remainder being resettled or locally integrated according to the Internal Displacement Monitoring Centre.

Three conflict states in northern Nigeria (Borno, Yobe and Adamawa) are most affected by the insurgencies. UNICEF in 2019 reported that 802 schools remain closed, and 497 classrooms have been destroyed.³

Involuntary or forced migration within the country has increasingly been attributed to environmental degradation and political conflicts, including oil pollution in the Niger Delta and conflicts arising from Non-State Armed Groups (NSAG). The UNHCR reported in 2019 that about 661,800 people had been internally displaced as a result of conflict in Nigeria. Insurgencies have left

² UNHCR newsletter (2019). Nigeria emergency. Available at < <https://www.unhcr.org/nigeria-emergency.html>>

³ UNICEF (2019). Education; UNICEF programmes retrieved from <https://www.Unicef.Org/Nigeria/Education>

schools closed and classrooms destroyed, denying education to potential students, and affecting progress on improved education for the girl child in the northern geopolitical zone.

IMPACTS OF MIGRATION

Migration can have a range of social, cultural, political and economic effects. It involves transfer of know-how and skills, financial assets (including remittances), and the transfer of people from one location to another. Migration also has consequences for the individual, the area of origin and the area of destination, affecting the family, household, society, the economy and development as a whole.

The effects of international migration are not limited to remittances and cash inflows alone. They include a wide range of development issues – governance and legal protection, employment and social protection, health services and education, tertiary education, knowledge and skills development, economic growth, financial services and growth, agriculture and rural infrastructural development, and environment issues. All these come under the United Nations Development Programme (UNDP) in its first Human Development Report definition of migration and human development as a process of enlarging people's choices, entailing two important items, namely expanding human capabilities and their functioning.⁴

Migrants contribute to the social and economic wellbeing of family members, especially through funding for education and health care, and by financing business and livelihood opportunities. Remittances and diaspora investments, such as the Nigerian Diaspora bonds, are initiatives that have the potential to contribute to macro- and micro-economic development in countries like Nigeria. Migrants also engage in knowledge exchange, skills and technology transfer projects that impact national development. The Transfer of Knowledge through Expatriate Networks (TOKTEN) programme of the UNDP, supported by Nigerians in diaspora, is a good example of one such development project.

Other effects of migration on socio-economic conditions in Nigeria include the loss of highly skilled workers – engineers, medical personnel, communication specialists – who leave in pursuit of better opportunities abroad. Part of these losses arise from positive self-selection of skilled migrants responding to labour market opportunities. The individual returns to migration however cannot always be generalised to economy-wide benefits, compounding discussion on migration and national development.

It is, however, the unskilled migrants who tend to dominate the irregular migration space and are more in need of human rights protection.⁵ Among the most significant losses have been those resulting from human rights violations and the dangers faced by migrants in irregular migration flows. Thousands of Nigerian, indeed, African migrants die during perilous journeys towards Europe through North Africa, and many go missing, making migration a dangerous venture for those who pursue irregular means. These losses shape and reveal the socio-economic and cultural attitudes towards migration and show how an emphasis on positive outcomes can promote negative effects.

The educational attainment of migrants is higher than the national average for Nigeria and is associated with labour market opportunities at the destination. Retention of educated professionals at the destination and opportunities for temporary work migration benefits Nigerian workers at the various destination countries but has mixed effects on overall human capital retained within the country. Harnessing the skills and knowledge potentials from the diaspora especially from the skilled

⁴ UNDP (1990) Human Development Report: *Concept and Measurement of Human Development*. New York. <http://www.hdr.undp.org/en/reports/global/hdr1990>."

⁵ For example see IOM (2017) Enabling a better understanding of migration flows and its root causes from Nigeria towards Europe. Desk Review Report. Displacement Tracking Matrix. Geneva. Retrieved from https://www.ecoi.net/en/file/local/1415975/1930_1508317321_desk-review-report-nigeria-dp-1635-minbuza-03.pdf

professionals working abroad or returning have made important contribution to development in Nigeria particularly in the health, education, agricultural and ICT sectors.

Indeed, remittance inflows have been a strategic tool for improving the economic and social outlook of the country by increasing financial credit, providing foreign currency, and improving balance of payment accounts. In 2018, for example, Nigeria received 25 billion US dollars, comprising 3.6 per cent of the global inflow and 55.6 per cent of the sub-Sahara African total inflow (World Bank, 2018). Nigerians in the diaspora are also active in transnational transactions of different kinds, and have promoted the flow of trade, capital, and technology back to Nigeria. The annual summit of Nigerians in Diaspora (held in Nigeria) in general recognizes nationals abroad as a conduit for the transfer of expertise in technology, agro-business, and ICT, among others.

Remittances also improve educational attainment, given that a significant amount is spent on funding the education and health expenses of the migrants' family members who remain in the country. Transnational relationships between Nigeria and those in the diaspora has promoted trade, technology and capital flows. Nigerians in the diaspora have contributed to public financing of infrastructure, and in particular towards housing projects. These investments are welcome in Nigeria where inadequate infrastructure remains a development challenge.

Although migrants continue to contribute to national economic growth, Nigeria has not attracted significant numbers of voluntary return migrants, whose contributions can be all-encompassing and include not just financial flows but also knowledge and technology transfers. The predominant proportion of return migrants to Nigeria requires resettlement assistance, especially with regard to earning a living upon their return.

With respect to the impact of migration on health conditions, according to the UNICEF (2019) under five mortality rates at 117 per thousand life births⁶ and estimated maternal mortality ratio in 2015 was 800 per 100,000 according to the World Health Organisation (2019)⁷. At the same time the total fertility rate, at five births per woman (WDI, 2019), reflect a prevailing preference for large family sizes and a steadily growing population. Access to efficient healthcare facilities, including a properly incentivized health workforce, is deficient as the ratio of doctors available to the population is fewer than 4 doctors per 10,000 population. The emigration of skilled health workers to high-income countries has contributed to lingering crises and fragility in the healthcare sector in Nigeria. The underfunding of federal, state, and private medical schools has left medical laboratories deprived of modern equipment. Poor salaries, deteriorating working conditions, incessant strikes and the closure of universities, coupled with an unstable power supply, have driven most experienced teachers of clinical care and medical researchers to emigrate out of sheer frustration. The lack of job satisfaction and the lack of opportunities for career advancement, as well as a poor working environment in many health facilities, have driven many doctors and nurses to seek greener pastures abroad.

Despite these challenges to the health sector in Nigeria, the impact of migration on health can be positive; the diaspora is rapidly becoming a major stakeholder in health service delivery in Nigeria through donation of equipment and drugs to communities, especially in areas ravaged by insecurity. They offer medical education, free medical treatment, and state-of-the-art medical facilities. The proliferation of indigenous medical groups has led to collaboration between the Ministry of Health, the National Universities Commission and international NGOs in an attempt to revitalise the system.

Labour migration can and does serve as an engine of growth and development for all parties involved. Economic development in Nigeria has been greatly enhanced by the large number of

⁶ UNICEF (2019) Nigeria: Key demographic indicators. Multiple Indicator Cluster Survey available at <<https://data.unicef.org/country/nga/>>

⁷ **World Health Organisation (WHO) 2019. Maternal health in Nigeria: generating information for action. Sexual and Reproductive Health Report.** Geneva available at <https://www.who.int/reproductivehealth/maternal-health-nigeria/en/>

immigrants who work in the country and invest in different sectors of the economy, including foreign portfolio investments.

Nigeria's oil sector remains the nation's engine of growth and a magnet for migrant workers. Other sectors of the economy where migrants are most active include construction, telecommunications, industry, mining and several other service sectors (see IOM/NIS/AYGF, forthcoming). Also, many migrants are engaged in small-scale private economic activities such as tailoring, bakery, cosmetics, painting, woodwork, carpentry, masonry, and the retail trade. At the same time, there are opportunities for highly skilled workers, as demand for foreign workers is anticipated to bridge the gap of ageing population in many OECD countries and in particular in non-substitutable service occupations, or services that cannot be automated or outsourced offshore.

Ultimately, labour migration enhances the earning capacity of migrants with its obvious multiplier effects on the economy of the place of origin.

There is growing interest in the impact of environmental degradation and climate change on global population distribution and mobility, as more severe occurrences become globally widespread. The environmental impact of protracted overexploitation of natural resources and unsustainable environmental practices can be seen, for example, in water pollution from indiscriminate disposal of wastes, unsafe extractive industry practices, soil erosion from appropriating coastal sands for construction material, and air pollution from the burning of forests. In Nigeria, internal migration and population displacements have been triggered by environmental degradation from the commercial exploration of oil and gas resources, especially in Ogoniland, leading to the destruction of farmland and fishing resources.

Many young people in rural areas can no longer work in agriculture, which until now has been the mainstay in these areas, so they migrate to the cities, which offer more diverse opportunities and have become increasingly overpopulated as a result.

MIGRATION GOVERNANCE

Migration governance refers to a range of norms, rules, principles, decision-making procedures and processes that enable effective management of migration dynamics for the benefit of all, including the wellbeing of migrants, as well as the development of the country and its citizens. The Institutional Framework for migration governance in Nigeria is provided in the National Migration Policy (NMP) and expanded in other policies that ensued therefrom. The current governance framework is detailed in this report.

Nigeria has ratified a number of international instruments such as the Child Rights Act, Laws against trafficking in Human Beings, and a number of international labour conventions, including the Migration for Employment Convention (1949), the Migrant Workers Convention (1975).

The National Migration Policy provides an overarching framework for the coordination of migration-related activities in Nigeria. The coordination structure – the Nigerian National Migration Governance Architecture – clearly defines roles and responsibilities as well as the operational boundaries of various actors in the field of migration. The National Commission for Refugees, Migrants and Internally Displaced Persons (NCFRMI) is responsible for the overall coordination of the migration governance architecture at four levels, namely a Ministerial Committee, a Technical Working Group (TWG), Sectoral/Thematic Groups, and individual Ministries, Departments and Agencies (MDAs).

Nigeria's Annual National Migration Dialogue (NMD) is a derivative of the Implementation Framework of the National Migration Policy document. The Dialogue provides unique opportunity for working towards a national agenda for effective and inclusive migration governance, and for identifying measures that promote the role of migrants as agents of innovation and development. It promotes the building of linkages between theoretical concepts and actions undertaken at local, regional and national levels to mainstream migration into national development planning – as an

efficient policy and an institutional approach to maximise the benefits of migration and reduce its negative impacts.

Hitherto, migration programmes and coordination activities in Nigeria have been largely restricted to institutions of the Federal Government with little or no participation from the States and Local Governments within which the migrating population is governed. Hence, in 2017, the NCFRMI commenced the process of conducting Zonal Decentralising Workshops on the National Migration Governance for local participation in the six geo-political zones. At the 2018 National Migration Dialogue, participants were invited from state and local governments as well as from civil society organisations (CSOs) through a decentralised process, consolidating the channels of communication with the migration focal points of each of the 36 States established during the maiden NMD.

One of the challenges faced by NCFRMI in bringing its aspirations to reality has been the need for strong media advocacy. This would aim to stimulate debates and influence policymakers in considering the country's migration and internal displacement policies as priorities in the implementation of the United Nations Sustainable Development Goals (SDGs) and beyond.

Efforts must be made to stimulate the political support needed to ensure that the 2015 National Migration Policy is updated and the draft policy on internal displacement promptly approved. Based on the above, the NCFRMI has begun activities of media engagement through organising capacity-building for media practitioners and effective migration reportage and visibility. The Commission is thus seeking innovative ways to raise the resources needed to sustain this approach.

FINDINGS AND RECOMMENDATIONS

In order to enhance migration management and governance in Nigeria, a number of recommendations have been proposed through various processes and partnerships. These include improved funding for migration agencies, improved data collection and management, streamlining migration into development policies, improved border management, and further engagement on labour migration issues, including the ratification of relevant treaties. There are broad and bright prospects for migration affairs in Nigeria, especially for micro- and macro-economic development, but the relevant processes must be properly managed in order to harness the benefits and address the many challenges – challenges ranging from environmental pollution and degradation to armed conflict and the violation of human rights. The Nigerian government has come a long way and has plenty more to do in this regard.

This country migration profile report recommends new avenues for enhancing the migration development nexus. As already mentioned, a significant part of the measurable impact of migration on development comes from the contributions of Nigerians in the diaspora, through remittances, transnational linkages that promote trade and knowledge exchange, and the provision of funding for private, community-wide and public projects in the country. The diaspora has also given back through philanthropic projects particularly in areas of medical and university teaching services. Government should therefore intensify support to the diaspora through its various agencies such as the Nigerians in Diaspora Commission (NiDCOM) and the various Migrant Resource Centres (MRCs), providing information on financial opportunities and other vital information to assist return migrants in settling back into productive national life.

Some of the challenges arising from migration governance are as a result of inadequate funding. To that extent, the NCFRMI and other agencies need to be empowered to localise emerging issues and mechanisms, such as the Global Compact for Safe, Orderly and Regular Migration and Refugees. The Standard Operating Procedure (SOP) for the conduct of Return, Readmission and Reintegration in Nigeria needs to be operationalised to achieve more involvement of relevant state and non-state actors, as well as ensuring the sustainability of the process.

This report, like a number of previous publications, reiterates the need for specific migration data gaps to be filled, especially with respect to climate change and the challenges of evidence deficit

on migration-environment interlinkages, to assist in appropriate policy formulation. Concerted efforts should be devoted to exploiting national administrative data on international migration more extensively.

The private sector has also become an important producer of 'big data' on migration and mobility that can be mined by statistical agencies, in line with recommendations of both the 2018 and the 2020 International Forum on Migration Statistics. These can be more efficiently achieved through better use of administrative countrywide data, in particular inter-agency cooperation in collection and dissemination processes.

The imperative to enhance border management through increased and targeted training of Nigeria Immigration Service (NIS) personnel, cross-border cooperation and the use of technology for border management is evident in the findings of this profile report.

On the human rights perspective, the report draws attention to the fact that it is young Nigerians of working age who are the ones migrating most, and that they are at the same time the most vulnerable to violations of their basic rights. Indeed, about 90 per cent of those who have been trafficked from Nigeria are below the age of 25, most of whom are female. Nigeria has at the same time cooperated on strict measures to address irregular migration, resulting in a 15 per cent decline in irregular migration in 2018 compared to 2017. Efforts on improved border management must continue to be consolidated and the Government and other agencies need to do more to promote regular migration.

Improving regular migration includes contract verification services by the Government and better regulation of labour migration in a bid to eliminate unscrupulous agents. It should thus, as a matter of urgency, initiate the process of ratifying and transforming to legislation the relevant International Labour Organization (ILO) Conventions on labour migration not yet ratified by Nigeria, especially the Migrant Workers (Supplementary Provisions) 1975 Convention No. 143 and the Domestic Workers Convention No. 189. In addition, the Ministry should negotiate and sign relevant multilateral and bilateral labour agreements, and Memorandums of Understanding (MOUs) for overseas recruitment, to facilitate regular migration with labour-receiving countries.

The need to improve Nigeria's human capital index remains a major priority given the persistent problems associated with generating and finding employment among the youth. The digitalisation process of the Evaluation and Accreditation Division of the Federal Ministry of Education for best service delivery should be completed as soon as possible. This Ministry is working on coordinating Nigerians travelling out of the country for studies abroad.

In addition to data improvement regarding climate-induced migration, provision of sustainable employment opportunities for populations, especially for local youths, and measures to enhance the resilience and coping mechanisms of people must be prioritised in locations prone to environmental disasters.

PART A: MIGRATION TRENDS AND MIGRANT CHARACTERISTICS

Introduction

According to the United Nations, an international migrant is any person who changes his or her country of usual residence. Similarly, an internal migrant is any person who moves to another location within the same country. The reasons for migration are various, for example for economic reasons, or to join families, or to flee from conflict or disaster.

This section is designed to profile the internal and international migrants from Nigeria, providing updates on recent trends in Nigerian migration patterns. Several agencies collect migration information on Nigeria. At the international level, migration data on Nigeria are periodically collected by various United Nations organisations, in particular the International Organisation for Migration (IOM); the Office of the United Nations High Commissioner for Refugees (UNHCR), which focuses on asylum seekers and refugees, Internally Displaced Persons including persons fleeing conflict and disaster as well as other areas of concern such as those in risk of statelessness; the United Nations Department of Economic and Social Affairs (UNDESA), and the United Nations Population Division. Other important sources of migration data are the World Bank, Eurostat, and the Development Research Centre on Migration, Globalisation and Poverty at the University of Sussex.

A number of agencies in Nigeria in particular the National Immigration Services, the National Bureau of Statistics, the National Population Commission, the Federal Ministry of Labour and Employment and other agencies collect and publish migration data. Appendix 1 lists and describes the various Nigerian agencies responsible for migration data collection, according to the Ministry of Labour and Employment. Appendix 2 is a map showing net lifetime migration by geopolitical zone of origin and current zone of residence. Appendix 3 is a map of Nigeria showing sub-national poverty rates for a number of states.

A.1 Migration and General Cross-border Mobility

Demography plays an important role in Nigeria's migration profile. Nigeria is both a country of origin and destination (Adepoju and van der Wiel, 2010). It is an attraction for goods, services and people from the rest of Africa and from the world as a whole. Nigeria is the most populous country in Africa, and is among the ten most populous countries in the world. The male population is slightly higher than the female, with a sex-at-birth ratio, according to the World Bank, of 103 males to 100 females. International migration as a proportion of the population in 2017 was 0.6 per cent: a 0.2 per cent rise from the 2010 value (UNDESA, 2017). The proportion of migrants who were female also increased: from 43.8 per cent in the 1990s to 45.1 per cent in 2017. It does however still remain lower than that of male migrants.

An important factor influencing migration patterns is the bias towards the youth in Nigeria's population structure. In the year 2016 the National Population Commission recorded the proportion of under-15-year-olds at 41 per cent for 2016, the latest period for which data is available. The median age for international migrants from Nigeria in the year 2016 was 20.2 years but by 2017 this had come down to 18.9 years (as documented in the UN International Migration Report of 2017). This youth bulge also appears in irregular migration patterns, for instance, 81 per cent of trafficked persons are less than 25 years old (NAPTIP, 2016).

A.1.1. Migration in Nigeria –A Country Profile

Table 1 presents the projected population of Nigeria from the 2006 Population and Housing Census as updated by the National Population Commission (NPopC).

Table 1: Nigeria's Population by Sex, 2007–2019

	Total	Male	Female	Growth Rate
2006	140,431,790	71,345,488	69,086,302	–
2007	144,636,203	73,363,692	71,272,512	2.99
2008	148,987,786	75,460,477	73,527,314	3.01
2009	153,408,568	77,594,243	75,814,328	2.97
2010	157,898,665	79,765,015	78,133,649	2.93
2011	162,451,222	81,968,603	80,482,618	2.88
2012	167,054,608	84,198,553	82,856,056	2.83
2013	171,704,489	86,453,152	85,251,344	2.78
2014	176,441,282	88,750,326	87,690,953	2.76
2015	181,255,631	91,087,453	90,168,176	2.73
2016	186,135,146	93,458,207	92,676,942	2.69
2017	191,077,450	95,859,994	95,217,457	2.66
2018	196,078,894	98,291,827	97,787,069	2.62
2019	201,185,323	100,775,346	100,409,977	2.60

Source: National Population Commission, 2019

The estimated population of Nigeria for 2019 was over 201 million (*see Table 1*). Evidence presented in the table shows that the growth rates are on a steady decline. The large population base – a result of rapid growth rate of approximately three per cent per annum – coupled with the youthful population, are important driving factors for both internal and international migration. The country's large market for consumables and other goods and services also holds important potential in placing Nigeria as a hub for manufacturing in Africa. To harness this potential, however, the country would have to put itself in the right position regarding its macroeconomic indicators and the business and political environment. According to the National Bureau of Statistics (NBS), the working age population stands at 79.6 per cent. At the same time, the combined unemployment and underemployment rates in the third quarter of 2018 were 43.3 per cent (NBS, 2018).

The country has become more open to migration, as is indicated in the volume of Nigerian-born living in other countries, as well as of other nationals living in Nigeria. Table 2 shows the evolution of migration in Nigeria between 1990 and 2017, by decades. The growth patterns of people living in

Nigeria are similar to those of Nigerian-born living in other countries, although the latter is higher in volume, making Nigeria a net emigration country. The period between 2000 and 2010 featured a significant leap in non-Nigerians living in Nigeria, as well as in people born in Nigeria living abroad.

Table 2: Migration from and into Nigeria, 1990–2017

	People living in Nigeria born outside Nigeria	Decennial growth rate (%)	People born in Nigeria living in other countries	Decennial growth rate (%)
1990	460,000	–	450,000	–
2000	490,000	6.52	600,000	33.33
2010	990,000	102.04	990,000	65.00
2017	1,240,000	25.25	1,260,000	27.27

Source: United Nations Population Division, 2018

A.1.2 Political Environment

Nigeria is a major player in the global economy and politics but a more positive political environment is required to sustain economic growth and investments, to also mitigate the root drivers of migration from Nigeria by improving living conditions. Poor welfare and an unsustainable business environment are two of the root causes of migration from Nigeria. Improved business and living conditions in Nigeria would be attractive to firms wanting to reap the opportunities that a large population offers as a market for their products (UNCTAD, 2018). While Nigeria holds promise as a centre of trade and migration, this cannot be fulfilled unless the country gets a firm hold over its migration governance. Nigeria is credited with having one of the most comprehensive migration policies in the whole of Africa; at the same time it is criticised for poor border management and inadequate migration data, as well as an unclear position on its migration objectives (see Arhin-Sam, 2019).

Overall, Nigeria’s performance on various governance indicators as shown in Table 3 had improved marginally by less than one per cent in the last decade. Business environment (51.77), accountability (41.06) and sustainable economic opportunity (51.77) fell slightly in 2017. Nigeria’s performance indexes still hover around the average values for Africa. National security has plummeted in the last decade, putting Nigeria in an unfavourable position to attract the right investments. Rule of law is also worse than a decade ago. Public management and safety showed a very slight decrease.

Indeed the type of foreign nationals that Nigeria is able to attract is predominantly Asian in the business executive class. A collaborative research of the Nigerian Immigration Services, IOM and Africa

Youth Growth Foundation in 2019, found that 76 per cent of all immigrants to Nigeria were from Asia. Three countries – India, China and Lebanon – dominated as migrant origins to Nigeria (IOM/NIS/AYGF, forthcoming). These nationalities appear more resilient within the Nigerian business environment and anecdotal evidence shows that they are more integrated, adapting to local languages and cultures; in particular the Lebanese are often cited as adopting Nigerian identities (Olaniyi and Ajayi, 2014). These nationalities are able to bear difficult business conditions to their

advantage. For instance, the Indians are noted for operating strong networks that facilitate the success of newcomers, also pooling information and financial resources to help compatriots settle in (Cohn, 2013). The Lebanese also have the advantage of historical contingency as they have a presence in Nigeria that dates back to the early 19th century (Falola, 1990).

The activities of Nigerian immigrants are concentrated in two sectors: manufacturing/ industry and construction, where they mostly occupy executive management positions (32.85%), followed by engineering/technical officers at (26.4%). These sectors are male-dominated and indeed most of the migrants are males (72%), with the Asian population even more strongly biased towards males (87%) (IOM/NIS/AYGF, forthcoming).

Table 3: Governance Indicators (per cent)

	Sustainable Economic Opportunity	Safety and Rule of Law	National Security	Accountability	Business Environment	Public Management	Overall Score
2010	47.01	60.33	95.56	32.73	47.01	52.48	54.15
2011	47.48	59.38	87.70	32.96	46.53	54.26	53.91
2012	50.22	52.36	74.49	32.61	47.12	58.07	53.67
2013	51.88	49.39	65.09	30.82	46.77	57.95	53.91
2014	47.96	48.67	68.07	32.37	49.74	55.34	52.84
2015	52.24	50.58	59.14	36.77	52.00	53.91	55.34
2016	52.36	56.41	59.38	41.29	52.72	52.36	57.00
2017	51.77	55.22	59.98	41.06	51.77	51.88	57.00

Source: Mo Ibrahim Governance Index, African Information Highway, 2019

Human Development Index

The HDI values and ranks in statistical update are not comparable to those in past reports because of a number of revisions to the component indicators. To allow for assessment of progress in HDIs, the 2018 statistical update includes recalculated HDIs from 1990 to 2017 using consistent series of data.

The HDI gives a measure of a country's overall achievement in its social and economic dimensions. The social and economic dimensions of a country are based on the health of the people, their level of educational attainment and their standard of living. Calculation of the index combines four major indicators: life expectancy for health, expected years of schooling, mean of years of schooling for education and Gross National Income per capita for standard of living. Every year UNDP ranks countries based on the HDI report released in their annual report.

Nigeria's HDI value and rank

Nigeria's HDI value for 2018 at 0.53 puts the country in the 'low human development' category, positioning it at 158 out of 189 countries and territories. Between 2005 and 2017, Nigeria's HDI value increased from 0.465 to 0.532, an increase of 14.4 per cent. Table 4 reviews Nigeria's progress in each of the HDI indicators. Between 1990 and 2017, Nigeria's life expectancy at birth increased by eight years, mean years of schooling increased by one year and expected years of schooling increased by about three years. Nigeria's GNI per capita increased by about 87.4 per cent between 1990 and 2017.

Table 4: Nigeria's HDI trends based on consistent time series data and new goalposts

	Life expectancy at birth	Expected year of schooling	Mean years of schooling	GNI per capita (2011 PPP \$)	HDI value
1990	45.9	6.7	–	2,792	–
1995	45.9	7.2	–	2,569	–
2000	46.3	8	–	2,451	–
2005	48.2	9	5.2	3,669	0.46
2010	50.8	8.4	5.2	4,862	0.48
2015	53	10	6	5,527	0.52
2016	53.4	10	6.2	5,326	0.53
2017	53.9	10	6.2	5,231	0.53

Source: UNDP, 2018

The 2017 HDI for Nigeria was 0.532, above the average of 0.504 for countries in the low human development group, and below the average of 0.537 for countries in sub-Saharan Africa. Sub-Saharan African countries that had HDI ranks not far from that of Nigeria in 2017 were Democratic Republic of the Congo (176) and Ethiopia (173).

Table 5: Nigeria's HDI and component indicators for 2017 relative to selected countries and regions

Country/ Region	HDI value	HDI rank	Life expectancy at birth	Expected years of schooling	Mean years of schooling	GNI per capita (PPPS)
Nigeria	0.532	157	53.9	10	6.2	5,231
Congo DR	0.457	176	60	9.8	6.8	0,796
Ethiopia	0.463	173	65.9	8.5	2.7	1,719
Sub-Saharan Africa	0.537	–	60.7	10.1	5.6	3,399
LOW HDI	0.504	–	60.8	9.4	4.7	2,521

Source: UNDP, 2018

A.1.3 Macroeconomic Environment

Nigeria experienced a fluctuating growth in its Gross Domestic Product (GDP) in the period between 2014 and 2018. According to the Central Bank of Nigeria (CBN), the total GDP in current prices in millions of USD as at 2014 was USD 568,498.78; then it declined by thirteen per cent (13.33%) relative to the previous period to USD 492,692.9 in 2015. The real growth declined by 17 per cent compared to the previous year to USD 404,649.13 in 2016. In 2017 it declined by less than one per cent compared to 2016 having a value of USD 375,745.48. Finally GDP at current market prices rose significantly in 2018 compared to 2017 by 12 per cent to USD 421,821.32. The economic growth figures according to the National Bureau of Statistics Nigeria GDP Report of Q1/2019 in the four quarters of 2018 were 1.89, 1.50, 1.81 and 2.38 per cent. These fluctuations in Nigeria's economic growth, coupled with rising inflation rates, impact negatively on living conditions and raise the cost of doing business in Nigeria. They have also contributed to poor labour market performance, especially in terms of unemployment and loss of economic opportunities.

Deteriorating economic conditions in Nigeria are associated with a rise in outmigration (Adepoju, 2018). At the same time, migration – in particular through remittances and diaspora investments – enhances economic growth. The Federal Government of Nigeria has attracted Nigerians in the diaspora to contribute to its development initiatives. In 2015, the dollar-denominated Diaspora Bond issued by the Federal Republic of Nigeria raised USD 300 million, with a yield at issue of 5.62 per cent. Moreover, a 2018 White Paper by Price Waterhouse Cooper showed that remittances in 2018, at a figure of USD 23.63 billion, were about 11 times the foreign direct investment, which stood at USD 3.4 billion received in the same period. The remittances also amounted to 83 per cent of the federal government budget in the year 2018.

The Central Bank of Nigeria (CBN) reported that USD 23.55 billion was received in remittances in 2019. This was a decline of 2.13 per cent from USD 24.06 billion in 2018 and an increase of 8.02 per cent from USD 21.53 in 2017. Remittances remain an important contributor to the economy and in 2019 stood at 4.95 per cent of Nigeria's GDP. The Naira-to-US Dollar exchange rate remained around 307 in the Interbank segment of the foreign exchange (forex) market in 2019. It has hovered around 305 to 307 NGN since the 2016/2017 devaluation of the Naira from 197 NGN. At the BDC and I&E window of the forex market, the average Naira-to-US Dollar exchange rates were 359.52 and 361.93 in 2019, respectively. While Nigeria's foreign reserves had declined to USD 26.99 billion

in 2016, they reached USD 30.34 billion by mid-2017 and were reported at USD 38.09 billion at the end of 2019.

Efforts to reduce inflation in Nigeria are anchored on the policy of a single-digit inflation target. This has proved an elusive goal. Headline inflation averaged 12.1 per cent in 2018 – the lowest since 2016, although it had been as high as 16.2 per cent in January of the same year.

Recent growth in the Nigerian economy has shifted away from the production and export of crude oil, which was the dominant sector in the past. The National Bureau of Statistics publishes a detailed quarterly GDP report for Nigeria. The NBS noted the impact of the recently held general elections in the country during the first quarter of the year and said the performance of the economy may have reflected in the strongest first quarter performance observed since 2015. The latest performance of the economy is following the slow pace it has been trading since its recovery from the last recession in 2017.

The real GDP growth in the oil sector declined by 2.41 per cent in the first quarter of 2019, while the non-oil sector grew by 2.47 per cent. Altogether, the oil sector contributed a total of 9.14 per cent to the GDP in the first quarter of 2019. Real GDP growth in the oil sector was 14.02 per cent (year-on-year) in the first quarter of 2018, indicating an increase of 29.62 percentage points relative to the rate in the corresponding quarter of 2017. In the full year 2018, according to the report, the oil sector recorded a growth rate of 0.97 per cent, contributing about 8.59 per cent to total real GDP for that year. From 2017 to 2018 the performance changed from 8.68 to 8.59 – a decrease of 0.09 per cent.

Nigeria's recent economic growth has been driven by the non-oil sectors of the economy, which contributed 91.86 per cent of the GDP in 2019. Of these, 21.9 per cent came from the agricultural sector, 23.49 per cent from manufacturing and 54.6 per cent from services. Prominent among these, in terms of contribution to real GDP, are trade (16.87%), information and communications technology (13.33%), construction (4.09%) and transportation and storage (1.76%). More so, services, the main driver of GDP contributed 52.63 per cent in 2018, showing a decline of less than one per cent (0.04%) compared to the previous year (52.66% in 2017). Agriculture contributed 25.13 per cent to total GDP in 2018, from 25.08 per cent in 2017. Industries recorded 22.24 percentage contributions to GDP in 2018, which show a drop of about 0.02 per cent from the corresponding year. The non-oil sector has thus been increasing its contribution to Nigeria's economic growth, showing that efforts for sustainability and diversification are paying off. This has put the economy on the right path, because the recent volatility of the global oil market, coupled with the insecurity surrounding oil production in Nigeria, makes an oil-driven growth prone to many shocks (World Bank, 2019)⁸. In the non-oil sector, the NBS said the economy recorded a growth of about 2.00 per cent in real terms in the full year 2018. The growth was 1.53 per cent points higher than the rate recorded in the year 2017. This sector contributed 91.41 per cent to the total GDP and 91.32 per cent in 2017, which represents an increase of 0.09 per cent.

⁸ World Bank (2019). The World Bank in Nigeria: Overview. Retrieved from <<https://www.worldbank.org/en/country/nigeria/overview>> last updated October 13 2019.

Table 5: Nigeria's GDP (Q1-Q4, 2014-2018)

	2014					2015				
	Q1	Q2	Q3	Q4	TOTAL	Q1	Q2	Q3	Q4	TOTAL
GDP FIGURE (N'Billion)	15,438.68	16,084.62	17,479.13	18,150.36	67,152.79	16,050.60	16,463.34	17,976.23	18,533.75	69,023.93
GD GROWTH RATE	6.21	6.54	6.23	5.94	6.22	3.96	2.35	2.84	2.11	2.79
NON OIL GROWTH RATE	8.21	6.71	7.51	6.44	7.18	5.59	3.46	3.05	3.14	3.75
OIL GROWTH RATE	-6.6	5.14	-3.6	1.18	-1.32	-8.15	-6.79	1.06	-8.28	-5.45
AGRICULTURE	5.53	3.68	4.47	3.64	4.27	4.7	3.49	3.46	3.48	3.72
INDUSTRIES	4.84	8.97	5.43	7.96	6.76	-2.53	-3.31	-0.13	-3.04	-2.24
SERVICES	7.2	6.54	7.61	6.15	6.85	7.04	4.67	3.97	3.69	-4.78
CONTRIBUTION TO GDP (%)										
AGRICULTURE	19.65	20.89	26.63	23.86	22.9	19.79	21.12	26.79	24.18	23.11
INDUSTRIES	27.36	25.96	24.2	22.66	24.93	25.65	24.52	23.51	21.52	23.71
SERVICES	52.99	53.15	49.16	53.48	52.16	54.56	54.36	49.7	54.3	53.18
NON OIL										
OIL										

	2016				
	Q1	Q2	Q3	Q4	TOTAL
GDP FIGURE (N'Billion)	15,943.71	16,218.54	17,555.44	18,213.54	67,931.24
GD GROWTH RATE	0.67	1.49	2.34	1.73	1.58
NON OIL GROWTH RATE	0.18	0.38	0.03	0.33	0.22
OIL GROWTH RATE	4.81	11.63	23.04	17.70	14.45
AGRICULTURE	3.09	4.53	4.54	4.03	4.11
INDUSTRIES	6.68	7.19	12.66	8.73	8.85
SERVICES	0.80	1.25	1.17	1.52	0.82
CONTRIBUTION TO GDP (%)					

AGRICULTURE	20.54	22.42	28.68	25.60	24.45
INDUSTRIES	24.09	23.10	21.02	19.98	21.96
SERVICES	55.37	54.48	50.30	54.42	53.59
NON OIL	89.98	91.21	91.91	93.25	91.65
OIL	10.02	8.79	8.09	6.75	8.35

	2017					2018				
	Q1	Q2	Q3	Q4	TOTAL	Q1	Q2	Q3	Q4	TOTAL
GDP FIG- URE (N'Bil- lion)	-	16,334. 72	17,800. 73	18,563. 50	68,496. 92	16,096. 65	16,580. 51	18,081. 34	19,041. 44	69,799. 94
GD GROWTHR ATE	0.91	0.72	1.40	1.92	0.83	1.89	1.50	1.81	2.38	1.91
NON OIL GROWTH RATE	0.72	0.45	- 0.76	1.45	0.47	0.76	2.05	2.32	2.70	2.00
OIL GROWTH RATE	- 15.6 0	3.53	25.89	8.38	4.79	14.02	- 3.95	- 2.91	- 1.62	0.97
AGRICUL- TURE	3.39	3.01	3.06	4.23	3.45	3.00	1.19	1.91	2.46	2.12
INDUS- TRIES	- 5.83	2.17	8.83	3.92	2.19	6.58	0.40	- 0.11	0.95	1.87
SERVICES	- 0.37	- 0.85	- 2.66	0.10	- 0.91	- 0.47	2.12	2.64	2.90	1.83
CONTRI- BUTION TO GDP (%)										
AGRICUL- TURE	21.4 3	22.93	29.15	26.18	25.08	21.66	22.86	29.25	26.15	25.13
INDUS- TRIES	22.9 0	23.43	22.56	20.38	22.26	23.95	23.18	21.97	20.24	22.24
SERVICES	55.6 7	53.64	48.28	53.45	52.66	54.38	53.97	48.79	53.62	52.63
NON OIL	91.4 7	90.96	89.96	92.83	91.32	90.45	91.45	90.62	92.94	91.41
OIL	8.53	9.04	10.04	7.17	8.68	9.55	8.55	9.38	7.06	8.59

Source: NBS

Table 6: Nigeria's Macro-Economic Indicators, 2014–2019

Items	2014	2015	2016	2017	2018	2019/1
GDP at Current Market Prices (USD, millions)	568,498.78	492,692.90	404,649.13	375,745.48	421,821.32	-
Remittance Inflows (US\$ billion)	20.80	20.41	19.51	21.80	24.06	23.55
Remittance Outflows (US\$ billion)	-0.04	-1.02	-0.73	-0.27	-0.05	-0.05
Remittance Net Flow (US\$ billion)	20.76	19.39	18.77	21.53	24.01	23.50
Foreign Direct Investment Inflows (US\$ billion)	4.69	3.06	4.45	3.50	2.00	3.30
Foreign Portfolio Investment Inflows (US\$ billion)	5.29	2.54	1.89	8.53	12.55	9.13
Other Investments Inflows (US\$ billion)	8.35	-0.25	-0.18	8.49	7.31	5.30
Official Development Assistance (US\$ billion)	1.66	1.50	1.23	0.51	0.24	1.66
Remittance Inflow (% of GDP)	3.66	4.14	4.82	5.80	5.70	4.95
Annual Growth Rate of Remittance Inflows (%)	0.11	-1.88	-4.42	11.77	10.37	-2.13
Exports of Goods & Services (US\$ billion)	84.59	49.05	38.45	50.85	67.91	69.93
Imports of Goods and Services (US\$ billion)	86.45	71.95	47.00	50.93	71.64	-100.82
Balance of Trade (Exports – Imports)	15.59	-11.57	-3.54	10.43	19.09	-1.76

(US\$ billion)						
Total Trade (Exports + Imports) (US\$ billion)	149.58	103.35	72.94	81.21	107.09	131.71
Memorandum Items						
Average Naira to Dollar Exchange Rate (₦/US\$) – Interbank	158.55	193.18	253.49	305.79	306.08	306.92
Average Naira to Dollar Exchange Rate (₦/US\$) – BDC	171.45	222.72	372.46	395.70	361.51	359.52
Average Naira to Dollar Exchange Rate (₦/US\$) – I&E Window	–	–	–	365.58	362.05	361.93
External Reserves (US\$ billion)	34.24	28.28	26.99	39.35	42.59	38.09
External Debt (US\$ billion)	9.71	10.72	11.41	18.91	25.27	26.94
Growth Rate of External Debt (%)	10.08	10.37	6.42	65.82	33.63	6.60

Source: Central Bank of Nigeria, 2019

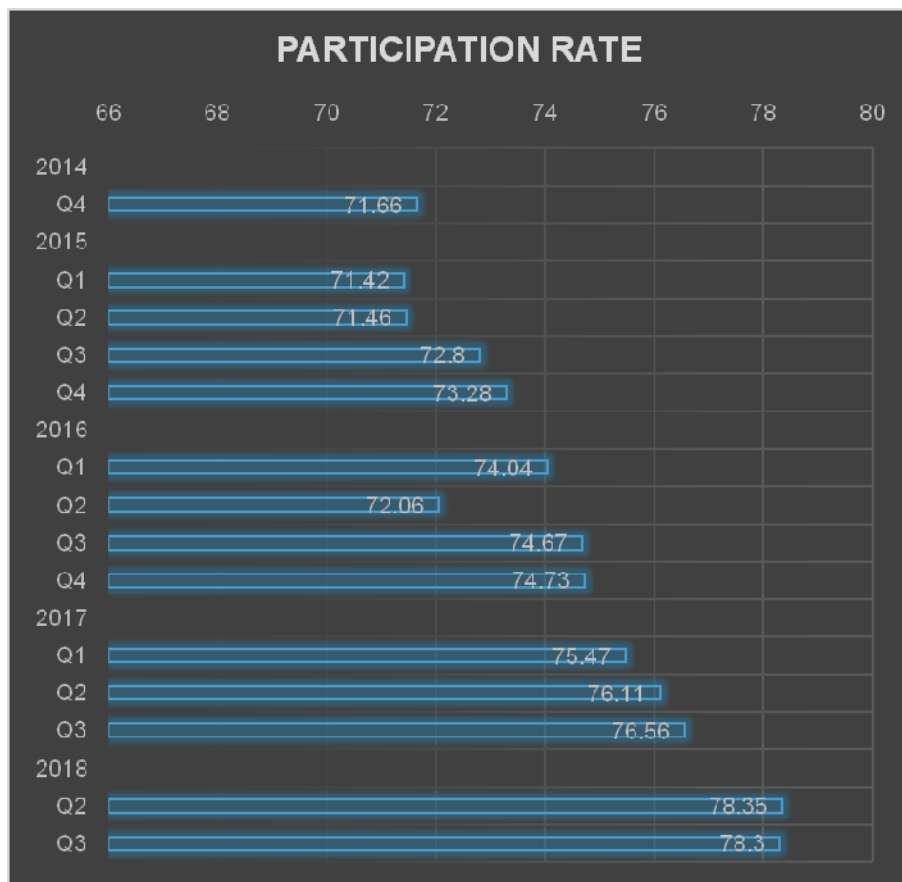
A.1.4. Labour Market Dynamics

The labour force participation rate is a measure of the proportion of a country's working-age population that engages actively in the labour market, either by working or looking for work. It provides an indication of the size of the supply of labour available to engage in the production of goods and services, relative to the population of working age – computed as a ratio of labour force to working-age population, converted to percentages, as shown in Figure 1, for the four quarters of each year (Q1, Q2 etc.).

Labour Force Participation Rate

The labour force participation rate is related by definition to other indicators of the labour market. The inactivity rate is equal to 100 minus the labour force participation rate, when the participation rate is expressed as a number between 0 and 100 (ICLS, 2013).

Figure 1: Labour force participation rate (Q4 2014 –Q2, 3 2018)



Source: NBS. Labour Force Statistics Report, 2018

Figure 1 depicts the extent of participation of the labour force from the working age population. As can be seen, Q2 and Q3 2018 recorded the highest labour force participation rates over this period, with 78.35 per cent and 78.30 per cent respectively. The scenario generally shows an ever-growing trend.

Although the rate of economic growth in Nigeria in recent years has been quite encouraging, the rapid growth of the economy has nevertheless failed to create the capacity for high labour absorption through gainful employment opportunities (NEP, 2017). Table 7 shows, for both men and women, a general decline in agricultural and industrial employment from 2007 to 2018, but a clear rising trend in employment in services.

Table 7: Employment by sector and sex 2007 to 2018

	Employment in Agriculture (%)	Employment in Industry (%)	Employment in Services (%)

Year	Female	Male	Female	Male	Female	Male
2007	35.07	48.96	11.99	11.13	52.94	39.91
2008	33.93	48.76	12.18	11.01	53.89	40.23
2009	32.30	48.06	12.14	10.80	55.56	41.15
2010	31.63	48.14	12.40	11.05	55.97	40.81
2011	30.68	47.92	12.51	11.12	56.81	40.95
2012	29.51	47.42	12.48	11.17	58.01	41.41
2013	28.20	46.68	12.37	11.34	59.43	41.98
2014	27.59	46.12	12.21	11.45	60.20	42.44
2015	26.95	45.49	12.03	11.40	61.02	43.11
2016	26.72	45.32	12.02	11.22	61.26	43.46
2017	26.60	45.25	12.02	11.18	61.38	43.57
2018	26.39	45.09	11.99	11.19	61.62	43.72

Source: International Labour Organisation Statistical Database, 2019

The inability of the Nigerian economy to create sufficient decent jobs – despite the increase in population and the changing dynamics of work and employment – has made inclusive growth and poverty reduction difficult to achieve in the country, and is a key determinant of the emigration of youth to greener pastures abroad (Adepoju, 2017).

In recent years, the Nigerian government has addressed unemployment challenges and job creation issues as important cross-cutting themes. Multiple programmes and initiatives have been created and implemented by many agencies at federal and state levels of government to address the problem of unemployment in the country (Federal Ministry of Labour and Employment 2018). However, due to poor coordination and a lack of programme continuity, among other factors, these efforts have been duplicated across agencies, leading to inefficiency and wastage.

This scenario has worsened the situation of unemployment and poverty in the country as Nigeria's unemployment rate increased from 10.4 per cent in the last quarter of 2015 to 12.1 per cent in the first quarter of 2016 (NBS, 2016). This means that a total of 24.50 million people in the labour force were either unemployed or underemployed, exacerbating the number of the working poor, with growing poverty, and creating a trigger for emigration.

Nigeria's unemployment rate increased by 4.3 per cent from 18.8 per cent in the third quarter (Q3) of 2017 to 23.1 per cent in Q3 of 2018. Other recent unemployment figures were 20.7 per cent in Q4 2017 and 21.8 per cent in Q1 2018. The 2018 NBS unemployment figures show that about 20.93 million Nigerians were unemployed, which represented an increase of more than 2.9 million from the figure for the corresponding quarter, Q3 in 2017, which stood at 18.0 million. The combined number of underemployed and unemployed Nigerians rose from 40.0 per cent in Q3 2017 to 43.0 per cent in Q3 2018.

According to the NBS, 'the increasing unemployment and declining underemployment rates imply that the fragile economic recovery is beginning to create employment, but hours worked within these jobs are not yet enough for full time employment (40+ hours within the week)'. This appears plausible, but much of the decline in underemployment rate can be attributed to the reclassification of underemployment in line with the NBS's new measurement standards: some of the people previously classified as underemployed are now considered employed even though they work for less than 40 hours a week.

In Q3 2018, Nigeria's economically active population rose to approximately 115.5 million, a 1.2 million increase from the previous Q2 2018, when there was an active population of 114.3 million. Nigeria thus has a rising economically active population – with a high youth demographic component within the age bracket of between 18 and 35 years. This means that jobs and economic opportunities will be vital to stabilising the socio-economic landscape of the country.

Disaggregation of the unemployed workforce in Nigeria shows that in the first quarter of 2016, the youth (15–35 years) registered the highest unemployed rate, namely of 16.39 per cent. The unemployment rate among women was 23 per cent and that of men stood at 15.1 per cent in the first quarter of 2016 (NBS, 2016). Nigeria, with its youthful population, has one of the largest working-age populations in the world. Routine job surveys conducted by NBS show that the Nigerian economy has continued to create employment in recent years. However, most of these jobs are in the informal, low wage, sector of the economy (World Bank, 2015).

As Nigeria's population increases, the economically active population (ages 15–64) also increases. The country's working age population increased from 105.02 million in the last quarter of 2015 to 106.0 million in the last quarter in 2016 (NBS, 2016). The labour force increased in the first quarter of 2016 to 78.4 million from 76.9 million in the last quarter of 2015 (NBS, 2016).

Labour productivity contributes more to economic growth in Nigeria than mere labour force expansion. Despite the improvement in labour productivity, Nigeria still lags behind its peers in terms of average output per worker.

An OECD report (2017) showed that, over the decade 2000 to 2010, labour productivity declined for three of eleven African countries considered, with Botswana showing the most significant fall – of two per cent, followed by Nigeria (–0.9%) and Kenya (–0.3%). Other countries in the sample improved their labour productivity, for example, in the West African group, Senegal grew by 0.5 per cent and Ghana by 0.3 per cent. However, an International Labour Organization (ILO) (2019) report measuring labour productivity as the ratio of GDP at constant prices to the number of employed workers, placed Nigeria above the African average. In addition, among the African countries Nigeria was below only Morocco.

In addition to its low ratio of employment to population of 29 per cent, Nigeria's output per worker of 57 per cent is less than the average of the seven largest developing economies in the world. The unemployment situation in the country can therefore be attributed to various demographic, economic, social and infrastructural factors.

As mentioned above, the employment problem in Nigeria often manifests in underemployment in the informal sector of the economy since many Nigerians who cannot find jobs in the organised sector are forced to work in the informal sector to earn a living. Typically, they have low incomes and little real work. Though counted as employed, they are perpetually in poverty because their income falls below the cost of living. Consequently, what has not been clearly defined and analysed is the relationship between jobs and income in Nigeria. It is clear that, while many members of the Nigerian workforce may be considered as employed, their income remains insufficient as a cushion against poverty.

Nigeria's Labour Force Participation Rate (LFPR) reported by the World Bank (2019) is the proportion of the population aged from 15 to 64. The figures are updated yearly and are available from December 1990 to December 2018, with an average participation rate of 55.1 per cent. The LFPR reached an all-time high of 55.9 per cent in December 1990 and a record low of 54.7 per cent

in December 2004. From 2009 to 2019 this figure has hovered around 55 per cent, with a high of 55.23 per cent in 2017.

In terms of sex, males still dominate the labour force in Nigeria. However, with more investment in and exposure to education for girls, women are increasing their participation in the country's labour force. It is evident that the participation of women in the Nigerian labour force will continue to improve, as more attention is given to women advancement and development initiatives. Despite this, female unemployment rose from 21.6 per cent in the last quarter of 2017 to 26.6 per cent in the third quarter of 2018.

The latest labour force survey of the NBS (2018) shows that 23.9 per cent of rural dwellers and 21.2 per cent of urban dwellers were unemployed. Similarly, underemployment rose from 21.2 per cent in Q3 2017 to 20.1 per cent by the third quarter of 2018. The combined unemployment and underemployment rate for females in 2018 was 52.5 per cent. The unemployment rate also rose for males over the same period, though again more females were unemployed than males. In 2017 unemployment for males stood at 19.3 per cent and increased to 20.3 per cent in the last quarter of 2018. Underemployment declined significantly over the same period – from 19.25 per cent to 15.4 per cent. The combined unemployment and underemployment rate for males in the third quarter of 2018 was 35.8 per cent.

Unemployment values, when analysed by educational attainment, showed a mismatch between time spent in attaining education and existing employment opportunities, at least until post-graduate education. Post-secondary or graduate unemployment was 29.8 per cent in Q3 2018, and, at 25.2 per cent, was not a significant improvement for young Nigerians with a bachelor's degree or a higher national diploma. The secondary school level unemployment rate was somewhat lower at 23.1 per cent and again the unemployment of primary school certificate holders was less, at 19.5 per cent. These figures may indicate a willingness – or need – of employers for less skilled (and lower paid) workers. Below primary school level, unemployment was 21.5 per cent and 21.8 per cent per cent for those who had never attended school. Unemployment values were, however, lowest at doctorate level, at 13.6 per cent. These constitute the pool of potential emigrants ready to do any work, at any wage, anywhere outside the country (Adepoju and van der Wiel, 2010).

Table 8: Related Indicators for Nigeria Labour Force Participation Rate

Demographic and Labour Market	Most Recent (September 2018)	Previous (June 2018)
Labour Productivity Growth (%)	1.14	3.25
Labour Force: Economically Active: Employment: Male (Persons)	39,655,607.963	39,465,760.681
Labour Force: Economically Active: Employment: Female (Persons)	29,887,335.654	29,699,863.409
Labour Force: Unemployment: Male (Persons)	10,120,801.178	9,874,330.990
Labour Force: Unemployment: Female (Persons)	10,806,846.811	10,469,245.501

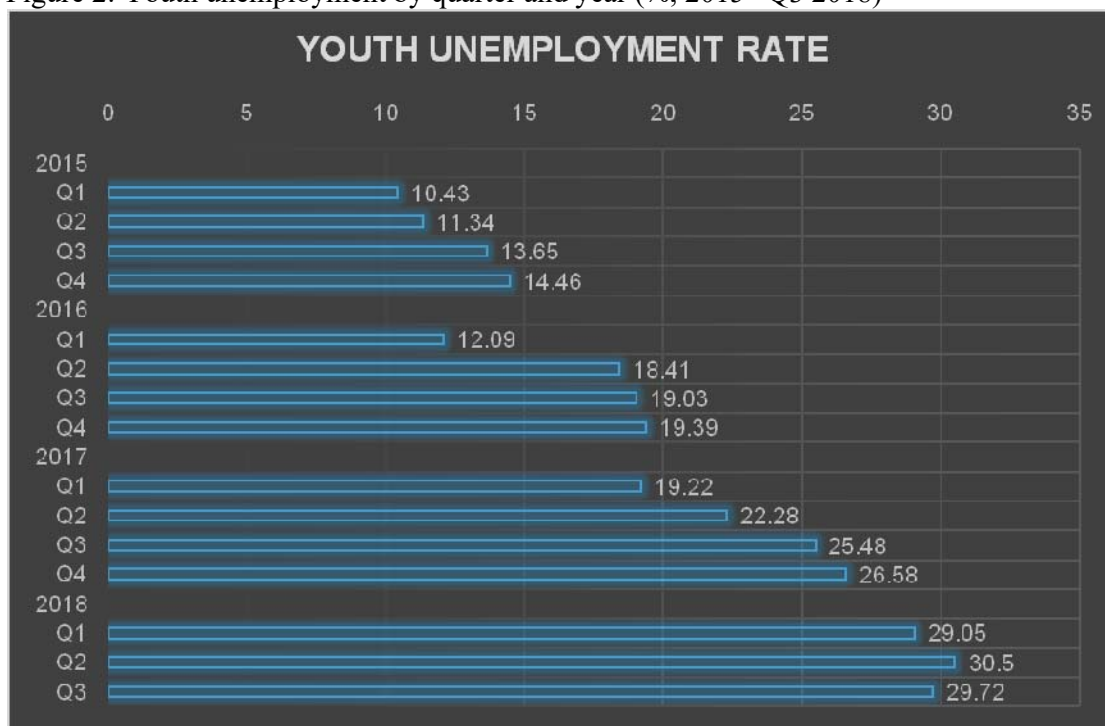
Source: CEIC, 2020

A.1.5 Youth Unemployment

In 2018, the economically active working age population in Nigeria (ages 15–64) reached 115.5 million. In line with labour market trends across the world, unemployment is highest among the youth. In 2018, unemployment among Nigerian youth in the 15 to 24 years age group was 36.5 per cent, and underemployment was 32.1 per cent. Among the youth in the age group 25 to 34 years, 24.4 per cent were unemployed and 20.7 per cent were underemployed. Combined unemployment in both age brackets was well over half of the youth. The magnitude and steady increase in the unemployment rate in Nigeria is linked with the demographic structure in the country: more young people are completing school and ready to join the workforce, and at the same time more females are participating in the market economy (see Adepoju, 2017).

The Nigerian government and other international agencies in Nigeria have been making efforts at job creation and also encouraging entrepreneurship. Notable are several training and employment schemes across the country such as the collaboration between the National Electronic Labour Exchange of the Ministry of Labour and the International Labour Organisation. Nigeria has nevertheless to do a lot more to improve its employment environment, particularly since unemployment and youth migration away from Nigeria have been closely associated.

Figure 2: Youth unemployment by quarter and year (% , 2015 –Q3 2018)



National Bureau of Statistics. 2018.

A.1.6 Job Creation

A 2016 job creation and labour survey conducted by the National Bureau of Statistics and the Central Bank of Nigeria, showed that 155,444 new jobs were created in the second quarter of 2016 (CBN/NBS, 2016). This was an increase of 95.6 per cent compared to the previous quarter. In the third quarter of the same year, job creation increased by only 20.4 per cent, to 187,266. The increase is a positive development, yet it can absorb only a marginal amount of the growing labour force, which is increasing at about 2.6 million annually.

The informal sector continues to dominate job creation in the Nigerian economy with 77.3 per cent of new jobs, while only 26.5 per cent emanated from the formal sector. Job creation provides employment opportunities, mitigating some of the push factors of migration.

Job stability matters to mobility since workers are more easily able to detach from jobs (see Table 8). The dominant contributors to job creation in the formal sector are human health and social services (44,629), followed by agriculture (8,604) and then by accommodation and food services (8,057). These are also the less transferable or tradeable sectors. Contrarily, there were job losses in 44 sectors, including education (-16,536), financial intermediation (-990) and some sub-categories of manufacturing such as textile, apparel and footwear (-887). (CBN/NBS, 2016).

The Quarterly Job Creation survey is a nationwide survey, covering all 36 states of the federation, as well as the Federal Capital Territory (FCT). A sample of 5000 establishments was taken throughout the country across all economic activities. The survey, for which estimates are being reported, achieved a response rate of 85.7 per cent from the establishments selected in the sample, which is robust enough to generate reliable estimates. Table 9 highlights the key findings from the survey.

Table 9: Total jobs created in all sectors (Q1 2014 – Q3 2016)

Sector	2014				2015				2016		
	Q1	Q2	Q3	Q4	Q1	Q2	Q3	Q4	Q1	Q2	Q3
Formal	76,018	78,755	154,464	138,026	130,941	51,070	41,672	27,246	21,477	55,124	49,587
Informal	158,894	175,786	198,144	227,072	332,403	83,903	428,690	476,563	61,026	105,543	144,651
Public	5,959	4,812	5,735	4,387	5,726	6,395	4,818	-4,288	-3,038	-5,223	-7,012
Total	240,871	259,353	349,343	369,485	469,070	141,368	475,180	499,521	79,465	155,444	187,226

Source: NBS, 2017

Since 2014, the informal sector has created more jobs than the other sectors have, as shown in Table 9. In the second quarter of 2016, the total number of new (net) employment recorded in the economy was 155,444, representing a 95.6 per cent increase when compared with the preceding quarter and a 10.0 per cent increase when compared to the second quarter of 2015. As has been the case in previous quarters, the informal sector accounted for the largest share of new jobs, at 67.9 per cent (105,543), with the formal sector accounting for 35.5 per cent (55,124) of new jobs in quarter 2 of 2016. The public sector, for the third consecutive quarter, recorded a negative growth in employment.

In the third quarter of 2016, the total number of jobs generated rose to 187,226 from the 155,444 generated in the second quarter, representing an increase of 20.4 per cent quarter on quarter, but a decline of 60.6 per cent year on year. The formal sector recorded 49,587 jobs, representing 26.5 per cent share of new jobs in quarter 3. The informal sector recorded a larger share of new jobs in quarter 3 when compared to the previous quarter, reporting a figure of 144,651 jobs, which represented 77.3 per cent of new jobs in quarter 3.

The public sector again recorded a negative growth in employment, with a Q3 figure of -7,012. The reported negative growth in public sector job numbers in 2018 was not entirely surprising, as many state governments across the country have struggled to pay salaries, hence restricting the number of new intakes and in some instances placing a complete embargo on new employment in the public service.

Overall, the magnitude of employment in the economy has not been sufficient or adequate to meet the ever-growing labour market, hence the continuous rise in the level of unemployment in the country – at 13.3 per cent in Q2 and 13.9 per cent in Q3 2016. Despite negative economic growth since 2016, the net jobs created in both the formal and informal sectors still remains positive on the whole, meaning that more jobs are being created despite job losses, especially in informal low-paying jobs.

Positive net growth in formal jobs in both Q2 and Q3 of 2016 was driven by the human health and social services sectors as well as by agriculture and the accommodation and food services, which accounted for about 90 per cent and was responsible for keeping net jobs created positive in both Q2 and Q3 2016. This reflects the current economic realities with only a few businesses still growing and employing, while many others are shedding jobs. While 18 of the 46 economic activities recorded

negative net jobs created in Q2 2016, these economic activities recorded negative net jobs created in Q3 2016 as 21 of the 46.

With the Nigerian labour force rising by a five-year average of over 2.6 million annually, the economy needs to generate the same proportion of jobs annually just to hold the unemployment rate at the current level of 13.9 per cent, and curtail the labour outflow through emigration, especially of youth.

A.1.7 Poverty in Nigeria

Although Nigeria has experienced positive economic growth, poverty in the country has not gone down. The 2017 report of the Oxford Poverty and Human Development Initiative (OPHI) showed that, except for Lagos state at 8.5 per cent, the percentage of Nigerians living in poverty was double digit. The worst performing states on this indicator were all in Northern Nigeria namely Zamfara (92%), Jigawa (88%), Bauchi (87%), Kebbi (86%), Katsina (82.2%), Taraba (78%), Gombe (77%), and Plateau (51.6%). The only state in south-eastern Nigeria categorised among the worst was Ebonyi, which had 56 per cent poverty levels (see Appendix 3). According to the Multidimensional Poverty Index (MPI) of the OPHI, a person is identified as 'multidimensionally poor' if they are deprived in at least one of the three weighted MPI indicators of health, education and living standard. According to OPHI, 51.4 per cent of Nigerians live below \$1.90 per day, and 77.6 per cent below \$3.10 per day. Although the poverty headcount ratio according to the national measure is 46 per cent, all the indicators still point to high poverty levels in Nigeria.

A.2 Immigration

The total number of foreign nationals in a country at a particular time or on a certain date constitutes the stock of immigrants in the country. Data on immigration in Nigeria are obtained from three major sources: the National Population Commission (NPC), through censuses or migration surveys; the Nigeria Immigration Service (NIS), through entry or arrival data collected at ports and borders; and the National Commission for Refugees, Migrants and Internally Displaced Persons (NCFRMI), through service records collected on refugees, asylum-seekers and irregular migration into the country.

A.2.1 Foreign and Foreign-born Population and Immigration

Data on the flow of immigrants into Nigeria are scanty and incomplete, given the large numbers of non-Nigerians who enter the country through its many border entry points. According to the NIS report, in 2013 arrivals had risen by 19 per cent compared to the previous year, but declined in 2014 to the lowest in the last half-decade, a fall of 47 per cent. The following year, in 2015, foreign arrivals rose by 73 per cent to 874,546. The values then declined by 30 per cent for 2016 and 2017. This last was one of the lowest since 2012 and was a reflection of increased border management in Nigeria.

The volume of Nigerian arrivals has also fluctuated significantly, rising when foreign arrivals rise and declining in the same direction with foreign movements. The most significant year was 2014, when there was a rise in Nigerian arrivals by 93 per cent relative to the previous year. Furthermore, in 2015 the values declined by 50 per cent when compared to 2016. Over the period 2013 to 2017, there were approximately 1.2 million arrivals in Nigeria per year. In 2018, departures from Nigeria exceeded arrivals into the country by 116,017. Total departures in 2018 exceeded the 2017 values by 21 per cent, while total arrivals also grew in 2018 compared to 2017, by 22 per cent. Lagos State accounted for 76.5 per cent of all international travels in Nigeria, and over 90 per cent of all cargo and mail movements (NBS, 2018).

Table 10: Volume of movements into and out of Nigeria, 2012 to 2018

	2012	2013	2014	2015	2016	2017	2018
Arrivals							
Nigerian	1,495,045	1,578,715	1,247,424	2,401,383	1,209,897	1,245,595	
Foreign	803,463	956,081	505,704	874,546	612,604	556,500	
Total	2,298,508	2,534,796	1,753,128	3,275,929	1,822,501	1,802,095	2,206,568
Departures							
Nigerian	1,810,816	1,760,530	1,361,580	2,640,508	1,181,211	1,344,318	
Foreign	839,957	861,240	372,712	960,426	478,413	568,855	
Total	2,650,773	2,621,770	1,734,292	3,600,934	1,659,624	1,913,173	2,322,585

Source: NIS, 2018

Nigeria issued a total of 144,642 visas and permits in 2018 under the various classes presented in Table 11. The highest number of visas were business visas at 45,948 or approximately 32 per cent of the total. Nigeria issues quite a number of tourist visas as well, with 34,316 or about 24 per cent of all visas in this category. Another 21.2 per cent of visas (30,644 in total) were issued on arrival. The smallest classes of visa, with less than one per cent each, were in the official category, where 191 were issued, and the transit visa group, with 613 persons receiving this class of visa.

Table 11: Visas and Permits Issued in 2018

Class of Visa	Number Issued	Percentage of total
Visa on arrival	30,644	21.19
Temporary work permit	15,186	10.5
Official visa	191	0.13
Diplomatic visa	3,717	2.57
Business visa	45,948	31.77
STR visa	14,027	9.7
Tourist visa	34,316	23.72
Transit visa	613	0.42

Total	144,642	100
--------------	---------	-----

Source: NIS, 2018

Effective border management is essential to a good national migration system. Generally, developments around the world, especially with the advent of globalisation, have resulted in an increased pace of movement across international boundaries, thus exerting increased pressure on existing border control mechanisms. The problems of mixed and irregular flows of persons across national borders have also raised new challenges. These require a strengthening of the capacity of border management personnel to analyse the evolving dynamics of international migration, and the ability to distinguish between persons with legitimate and non-legitimate reasons for entry and stay.

Nigeria's large economy and market are an attraction for immigrants from neighbouring countries. At the same time, the country's borders are porous (see NMP, 2015). Although there are no clear estimates on how porosity is responsible for the influx of citizens from neighbouring countries, much of the literature points to irregular migration facilitated by these porous borders (see for instance in the more recent literature Arhin-Sam, 2019 and Human Rights Watch, 2019). The ECOWAS Protocol on Free Movement of Persons, Residence and Establishment has equally challenged the ability of border personnel to effectively manage the mixed flows of persons across borders. These issues pose huge security challenges, as dissidents, insurgents and terrorists have relatively easy access into the country. Indeed, cross-border movements have been implicated in the continued Boko Haram insurgency in the north-east of Nigeria.

A.3 Emigration

Data on emigration, or the stock or outflow of nationals residing abroad, are difficult to ascertain due to institutional challenges in data collection in Nigeria. Since comprehensive time series data on emigrant stock and outflows are sparse and non-periodic, fragmentary information must be derived from a variety of sources. Sources with pointers to emigration patterns of Nigerians include the European Union (EU), the World Bank, IOM, US Census Bureau and many other UN agencies. Data on Nigerian emigrants come from a number of MDAs, including the NIS, the NPC, the Ministry of Foreign Affairs, the Ministry of Labour and Employment, and the Nigerian National Volunteer Service (NNVS). Rich data on emigration flows can be obtained from the NIS records of arrivals and departures collected over the years.

The sending state, the receiving state and the migrant are all involved in the international migration process (both emigration and immigration) (NIS 2017). Emigration from Nigeria is on the increase, due to many factors, including increased financial mobility, interconnectedness and new networks, as well as dispersing factors such as unemployment and poor living conditions (Flahaux and de Haas, 2016). In addition, UNCTAD (2018) affirms that trade is an important driver of migration from Nigeria to West Africa especially to Benin, Ghana, Togo, Côte d'Ivoire and Mali. Adepoju (2017) has argued that the feeling of a dismal future is crucially a trigger for emigration from the country.

There is an increased awareness of opportunities exist in other countries, through various platforms. Among these are relatives or friends, who pass on sometimes distorted information, and social media platforms created by the Internet. Positive outcomes nevertheless include knowledge of job opportunities, quality international education, interconnectedness, and international relations between countries, creating opportunities for interdependence, most especially in the aspect of manpower (see Arhin-Sam, 2019).

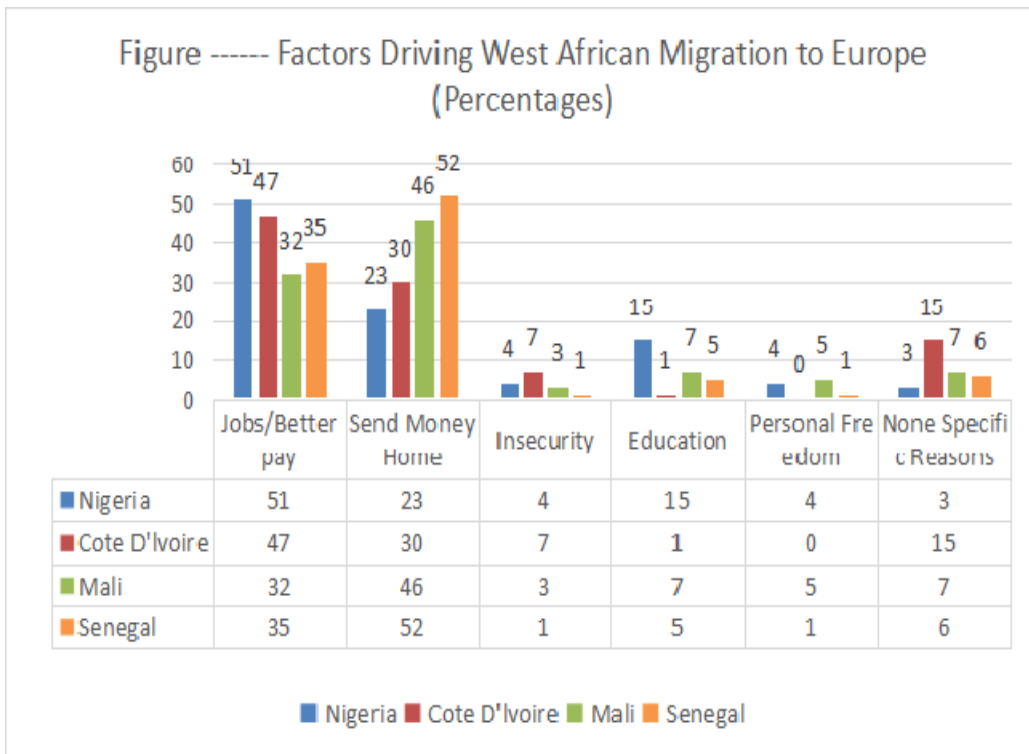
According to Kirwin and Anderson (2018), West Africans who would migrate if given the means and opportunity were far more likely to cite economic benefits as their primary motivation

(better jobs and pay, and the opportunity to send money home) than to mention gaining personal freedoms, furthering their education, or escaping insecurity.

Emigration out of Nigeria can be of great benefit to the nation state through agreements and partnerships with other countries. This is particularly the case in documented migration, where the recipient state receives needed labour at different skill levels, while Nigeria benefits through remittances, transnational networks, increased trade and tourism and other factors.

Figure 3 shows that by far the main reasons for migration from Nigeria are to seek jobs and in pursuit of better wages. These are followed by seeking education abroad. Migration for economic reasons significantly exceeds leaving because of insecurity.

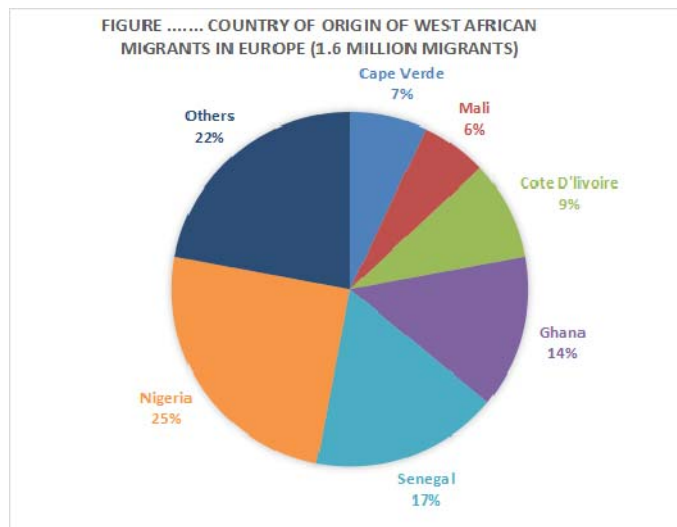
Figure 3: Factors Driving West African Migration to Europe (%)



Source: Kirwin and Anderson (2018)

As shown in Figure 4, in 2017 about 25 per cent of all migrants from West Africa to Europe, estimated to total about 1.6 million, were said to be of Nigerian origin. This constituted less than one per cent of the Nigerian population. Other West African countries such as Senegal (17%), Ghana (14%) and Côte d'Ivoire (9%) also contributed a significant number.

Figure 4: Country of Origin of West African Migrants in Europe

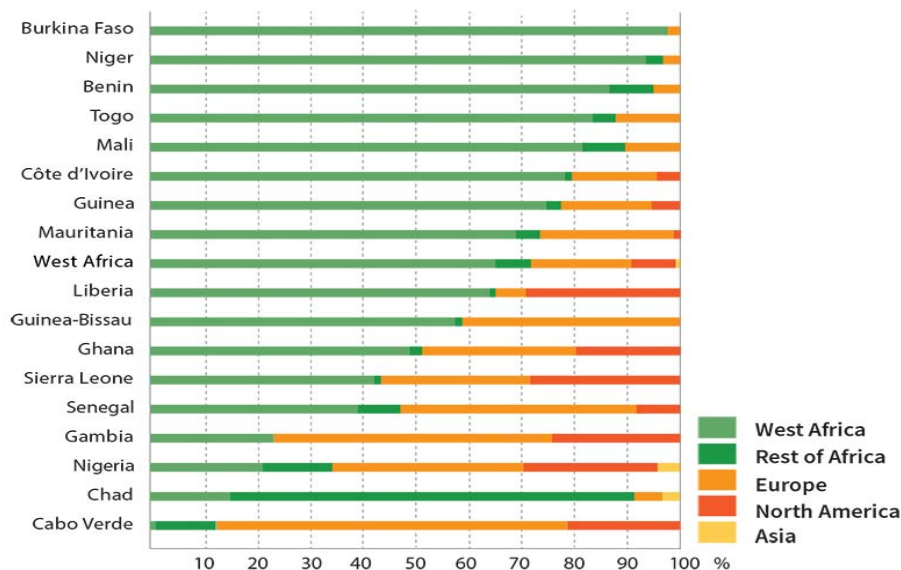


Source: EUROSTAT, 2018

Figure 5 shows that Nigeria is among the more emigrant-diverse countries, and that geographical distance appears not significantly deterring in destination choice. The proportion of Nigerian

emigrants to West Africa, Europe and North America are not very different, although Asia hosts a relatively smaller volume. Nigerian emigrants are spread across more continents than those from Burkina Faso, Niger, Benin, Togo and Mali. Out of the 8.7 million West African migrants, Europe hosts 18.6 per cent – 1.6 million people – representing 0.3 per cent of the EU population. Ghana, Senegal and Nigeria make up more than half of West African migrants in Europe. However, the great majority of West African migrants do not leave the African continent.

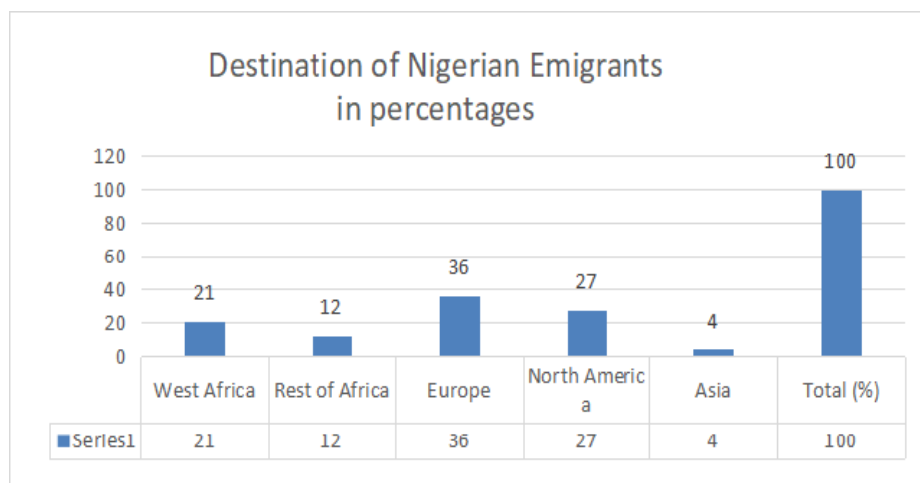
Figure 5: Country of Origin of West African Emigrants, 2015



Source: United Nations (2015) Trends in International Migrant Stock, 2016. (SWAC/OECD)

The column chart in Figure 6 shows that 21 per cent of Nigerians who emigrated out of Nigeria in 2015 moved to West African countries, 12 per cent to other African countries, 36 per cent to Europe, and 27 per cent to North America, predominantly to the USA and Canada. North America and Europe combined host about 63 per cent of Nigerian migrants, whereas Africa as a whole, hosts about 33 per cent, while the remaining four per cent go to Asia. However, the official figures hide a much larger migration.

Figure 6: Destinations of Nigerian Emigrants (%)



Source: United Nations (2015) Trends in International Migrant Stock, 2016. (SWAC/OECD)

Nigeria is the most populous country in Africa (at 201 million as of 2018), and in 2013 it was also the African country of origin with the most migrants in the United States. It should be noted that these data do not necessarily represent migration per se; the high level of mobility includes short-term travellers such as government officials attending an event, Nigerians visiting relatives overseas and so on. UNDESA data have shown that there are more emigrants from Nigeria living in Africa than living outside Africa (UNDESA, 2017).

A.3.1 Emigration for Employment and Study Purposes

According to the 2018 Economic Development in Africa Report, structural transformation often emphasises desirability in the direction of change. It can be defined as the ability of an economy to continually generate new dynamic activities characterised by higher productivity and increasing returns. Following this scenario seems to have been a challenge to Nigeria, leading many to desire to exit the country for greener pastures.

Data on the emigration of Nigerian students are difficult to obtain. Government records of the number of students receiving state financial support, or those studying through some bilateral agreements or student exchange programmes, clearly underestimate the number of Nigerian students abroad. Data from destination countries, which give a more complete picture, are still not comprehensive.

Nigerian education in perspective

Nigeria has a federal system of government, with 36 states and the Federal Capital Territory of Abuja. Within the states, there are 744 local governments. Education is decentralised and administered by federal, state and local governments. The Federal Ministry of Education is responsible for overall policy formation and for ensuring quality control, but it is primarily involved with tertiary education. The state administrations are largely responsible for secondary education, and local governments for primary/basic education.

A total of 1,579,027 students sat for the Unified Tertiary Matriculation Examination (UTME) exam in 2016. During the same period, 69.6 per cent of university applications were made to federal universities, 27.5 per cent to state universities, and less than one per cent to private universities. At

that time the number of applicants exceeded the number of available university seats in a ratio of three to one. In 2015, only 415,500 out of 1,428,379 applicants were admitted to university. Those unable to secure admission either struggled to seek admission in overseas institutions and if unsuccessful, became job seekers in an increasingly tight domestic labour market.

Despite the seemingly large number of institutions, capacity falls woefully short of demand. Based on JAMB statistics, about 1.8 million students took the university entrance examination in 2018 (and 1.6 million in 2017), but less than 33 per cent were admitted into these institutions (see Table 12). Other qualified candidates sought admission elsewhere, within and outside Africa, as the system could not accommodate them.

According to the statistics for Nigeria which the Joint Admissions Matriculation Board provides on its website (JAMB, 2018), a total of 1,900,000 candidates sat for the UTME exam in February 2018. This was a rise from the more than 1.6 million who registered in 2019 and the most applications were to Medicine, Pharmacy and Health Sciences for which a total of 435,897 students applied. The applications were predominantly female, at 63 per cent or 275,323, with the remainder of 160,574 being male (Vanguard, 2020).

This admission ratio of one in three mentioned above, low as it may be, is a significant improvement on that of ten years previously when the ratio was closer to one in ten for university entry. This admissions shortage continues to be one of Nigeria's biggest challenges in higher education, especially given the rapid growth of its youth population. Nigeria's system of education presently leaves over a million qualified college-age Nigerians without access to post-secondary education on an annual basis. This is the pool of disgruntled youth seeking admission yearly, joining the lengthening queue of the unemployment and in disillusionment enlist services of bogus agents to migrate surreptitiously to Europe in search of illusory green pastures.

Table 12: Unified Tertiary Matriculation Examination: applicants and tertiary admissions, 2003–2018

Year	Number of applicants	Number of applicants admitted	% admitted
2004/2005	841,878	122,492	14.5
2005/2006	916,371	76,984	8.4
2006/2007	803,472	88,524	11.0
2007/2008	911,653	107,370	11.8
2008/2009	1,054,060	n.a.	n.a.
2009/2010	1,182,381	148,000	12.5
2010/2011	1,375,652	360,000	26.2
2011/2012	1,493,604	400,000	26.8
2012/2013	1,503,889	500,000	33.3
2013/2014	1,670,833	520,000	31.1
2014/2015	1,428,379	415,500	22.5
2015/2016	161,2347	458,338	30.0
2016/2017	1,722,269	566,719	32.3
2017/2018	1,653,127	549,763	33.0

Source: Joint Admission and Matriculation Board, 2019

Note: From 2010 to 2018, the UTME was used for admission into universities, polytechnics and colleges of education. Before 2010, it was used only for entry into universities.

The period between 2014 and 2018 showed a decline in absorption rates into universities relative to 2013. According to JAMB reports, an average of 29.5 per cent of all those who sought admission between 2014 and 2018 were able to secure places in Nigerian institutions.

Tertiary education in Nigeria

There are over 300 combined public and private institutions of higher education, including universities, polytechnics, specialised technology colleges, and colleges of education in Nigeria. Among these are 43 federal universities, 47 state-owned and 75 private universities, according to the National Universities Commission (NUC).

In addition to universities, there are a large number of polytechnics and colleges under the purview of the National Board of Technical Education (NBTE), the federal government body tasked with overseeing technical and vocational education. In 2017, the NBTE recognised 107 polytechnics, 27 monotchnics, and 220 colleges in various specific disciplines. These institutions were established to train students for technical and mid-level employment.

The pressing problem for Nigeria's higher education system remains the severe underfunding of its universities. The federal government, responsible for sustaining public universities, has over the past decade not significantly increased the share of budget dedicated to education, despite rapidly rising student numbers. Also, incessant disruption of the academic calendar through labour disputes and attendant strikes leads to delayed graduation with its attendant problems for the students and their sponsors.

Nigerians studying abroad

Nigeria is the number one country of origin for international students from Africa, and outbound mobility numbers are growing fast. According to data from the UNESCO Institute of Statistics, the number of Nigerian students abroad increased by 164 per cent in the decade between 2005 and 2015, from 26,997 to 71,351.

Major countries where Nigerian students study abroad include the United Kingdom, Ghana, Malaysia, the United States of America, Canada, the Russian Federation, Hungary, United Arab Emirates and Saudi Arabia.

The UK remains the prime destination for Nigerian students wishing to study abroad, and in 2016 there were 17,973 Nigerians studying in UK universities. Next in significance in student enrolment, UNESCO (2016) reported 13,919 Nigerian students studying in Ghana – a 50 per cent rise from the figure in 2012. There are also about 13,000 Nigerian students in Malaysian universities, which are popular due to the low cost of living, relatively low tuition fees and global recognition of their academic qualifications.

In 2014, the United States Embassy in Abuja noted that 7,318 Nigerian students were in more than 700 universities and colleges in the USA, at undergraduate and graduate levels. UNESCO also reported 3,257 Nigerian students studying in Canada in 2016 and Nigeria had become the eighth-largest source of foreign students in Canada.

Nigerians represent one of the numerous groups of foreign students studying in the Eastern European countries of Russia and Ukraine. Currently, more than 3,300 Nigerian students are studying in Ukraine. Also, with the Bilateral Education Agreement between Nigeria and Russia, through the Federal Ministry of Education, the number of Nigerian students studying in Russia has gradually been increasing over the past few years. UNESCO placed the figure at 777 Nigerian students studying in Russia in 2016 (UNESCO, 2016). About 1,755 Nigerian students were reported studying in UAE in 2016, and 1,915 Nigerian were studying in Saudi Arabia in 2016. Egypt, Saudi Arabia and the United Arab Emirates hosted four per cent of the global share of student mobility. Also, South Africa is fast becoming a study destination for Nigerian students, with a reported population of 2,525 students in 2016.

Five other countries with significant numbers of Nigerian students studying abroad as at 2016 are India (1,260), Egypt (1,189), Australia (949), Turkey (876) and Germany (845). These figures may be under-reported, but are a reasonable representation of countries with relatively high numbers of Nigerian students (After School Africa, 2019).

According to the Institute of International Education, in 2018 Nigeria had 89,094 students studying abroad. Of these, 16,039 were studying in the USA (54 per cent being male and 46 per cent female), with a 1.3 per cent decline in Nigerian students who gained admissions in 2017/2018. Undergraduate and Honours-level students constituted 34 per cent, Masters students 36 per cent,

doctoral students 12 per cent, with associates 12 per cent, and non-degree and others forming 5 per cent.

In 2016 the Institute of International Education reported that, during the previous year, Nigerian students had spent about US\$324 million on educational programmes in the United States. Top destinations for Nigerian students within the US included Texas (2,713 students), California (856), Maryland (827), New York (818), and Florida (753). Other destinations for Nigerian students included the UK (16,100 students in 2015/16, making Nigeria the sixth largest country with students in the UK), Canada, Australia, and Ghana.

Table 13: Number of Nigerian Students in the United States

Year	Undergraduate	Graduate	Other Post-Grad Training	Other	Total
2015/16	5,424	3,805	1,231	216	10,674
2014/15	4,770	3,339	1,198	187	9,494
2013/14	4,038	2,771	997	115	7,921

Source: World Education in Services, 2017, available at: wenr.wes.org

According to the 2017 Open Doors Report, Nigeria remained the largest source of African students studying in the United States. The International Educational Exchange data released by the Institute of International Education (IIE) showed that in 2017 there were 11,710 Nigerian students pursuing their educational goals in the United States, an increase of 9.7 per cent over 2016 (IIE, 2018 a, b).

Table 14: Top Fields of Study of Nigerian Students in the USA (%)

	Engineering	Business	Physical/Life Science	Health Professions
2013/2014	23.9	14.2	12.7	12.7
2014/2015	22.5	14.1	12.9	12.2
2015/2016	22.1	15.3	13.1	12.6

Source: World Education in Services, 2017, available at: Wenr.wes.org

Nigeria accounts for 31 per cent of Africa's students in the United States and ranks 12th in the world, having improved its standing from 14th in the previous year.

A.4 Involuntary Emigration

Migration can be divided into ‘voluntary’ (chosen) movement and ‘involuntary’ displacement, in which individuals are forced to move against their will. There are many reasons for such movement, some of which are discussed below.

A.4.1 Trafficking in Persons

The National Agency for the Prohibition of Trafficking in Persons (NAPTIP), continued to lead national government efforts to combat trafficking with support from other non state agencies and the media in Nigeria.

The NAPTIP figures shown in Table 15 indicate that the number of cases investigated in the period from 2014 until 2019 reached a distinct peak in 2016. The cases given are broken down into categories, for example these show both internal and external sexual exploitation, and the numbers of child victims trafficked for domestic labour.

Table 15: Statistics Pertaining to Trafficking in Persons, 2019

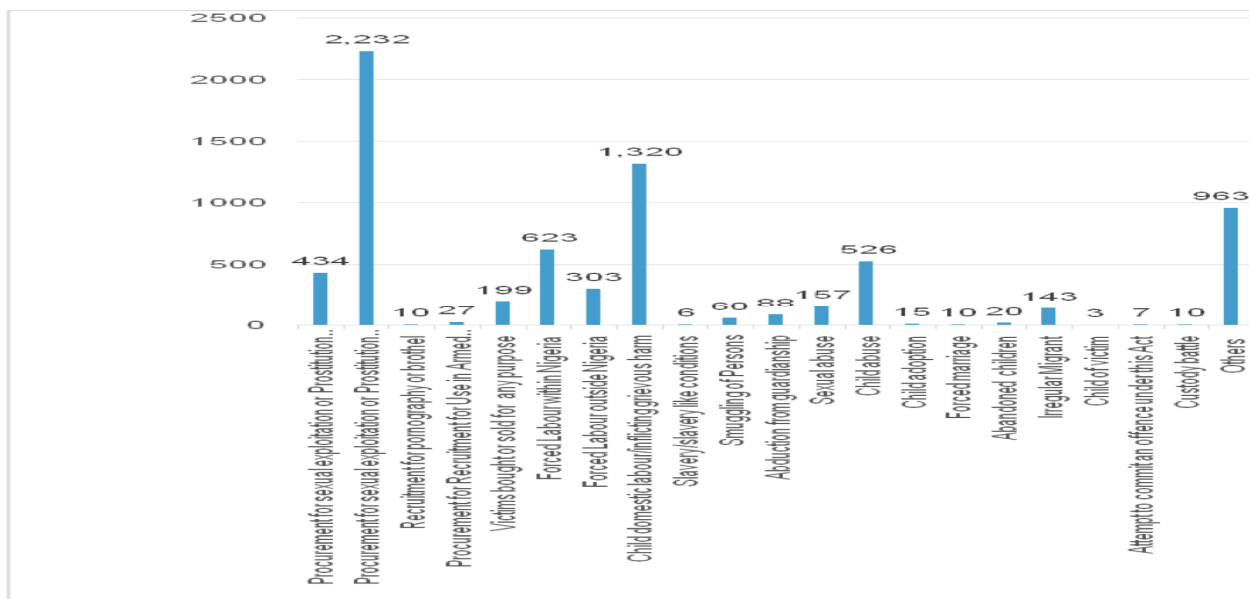
Cases investigated	2014	2015	2016	2017	2018	2019	Total
Exportation of persons for Prostitution/Foreign Travel which Promotes Prostitution	101	85	146	63	49	47	491
Procurement of Persons for Sexual Exploitation	6	6	47	11	19	19	108
Recruitment of Persons Under 18 years for Prostitution	–	–	–	–	2	6	8
Buying or Selling of Human Beings for any purpose	–	–	33	5	7	10	55
Forced Labour within Nigeria	15	1	13	11	27	15	82
Forced Labour outside Nigeria	13	9	8	2	3	12	47

Exportation of persons for Prostitution/Foreign Travel which Promotes Prostitution	101	85	146	63	49	47	491
Procurement of Persons for Sexual Exploitation	6	6	47	11	19	19	108
Recruitment of Persons Under 18 years for Prostitution	–	–	–	–	2	6	8
Buying or Selling of Human Beings for any purpose	–	–	33	5	7	10	55
Forced Labour within Nigeria	15	1	13	11	27	15	82
Forced Labour outside Nigeria	13	9	8	2	3	12	47
Employment of Child as domestic worker and inflicting grievous harm	101	69	89	27	47	15	348
Fraudulent Entry of Persons	–	–	2	1	11	10	24
Conspiracy to commit trafficking offence	–	–	–	1	–	–	1
Attempt to commit an offence under this Act	–	–	–	1	–	1	2
Obstruction of the Agency or its Authorised Officer	–	–	1	–	–	–	1
Abduction from guardianship	31	6	–	10	6	10	63
Forced Marriage	4	2	–	2	–	1	9
Missing Persons	–	–	–	2	6	3	11
Illegal Adoption	–	–	–	–	3	–	3
Sexual Abuse/Defilement	10	8	–	3	7	9	37
Child Abandonment	–	–	–	–	–	–	6
Irregular Migration	1	–	–	–	3	–	4
Deportation	–	–	–	–	2	–	2
Custody battle	–	–	–	1	2	1	4
Other	16	17	52	8	9	41	143
Total	298	203	391	148	206	203	1,449

Source: NAPTIP, 2019

Table 15 reveals a decrease in the number of cases investigated by NAPTIP between 2014 and 2019, with a total of 1,449. This can be partially attributed to the intervention of the Federal Government of Nigeria in collaboration with international agencies, in particular the IOM and the UNHCR, to curb irregular migration and abuse of rights. The exportation of persons for prostitution and foreign travels which promote prostitution constituted 33.9 per cent of the total. Employment of children as domestic workers and inflicting grievous bodily harm accounted for 24.0 per cent of the total cases fully investigated during the period. Procurement of persons for sexual exploitation (internal trafficking) constituted 7.5 per cent of the total cases investigated.

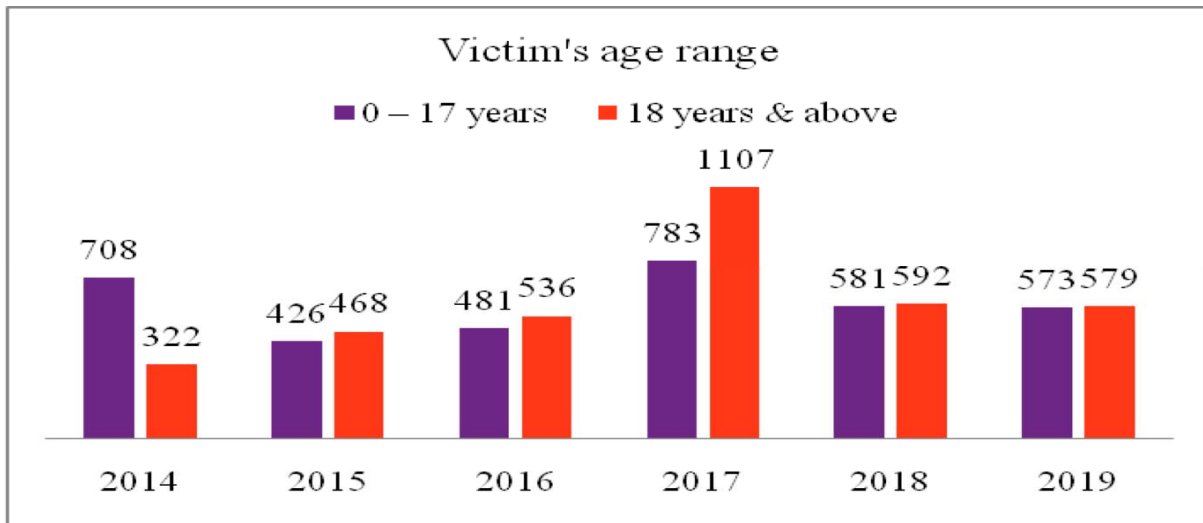
Figure 7: Statistics on rescued victims



Source: NAPTIP, 2018

As shown in Figure 7, victims of procurement for external sexual exploitation, or for foreign travels which promote prostitution, made up 31.2 per cent of the victims rescued and rehabilitated by NAPTIP. Victims trafficked for child domestic labour, with the inflicting of grievous harm, constituted 18.4 per cent.

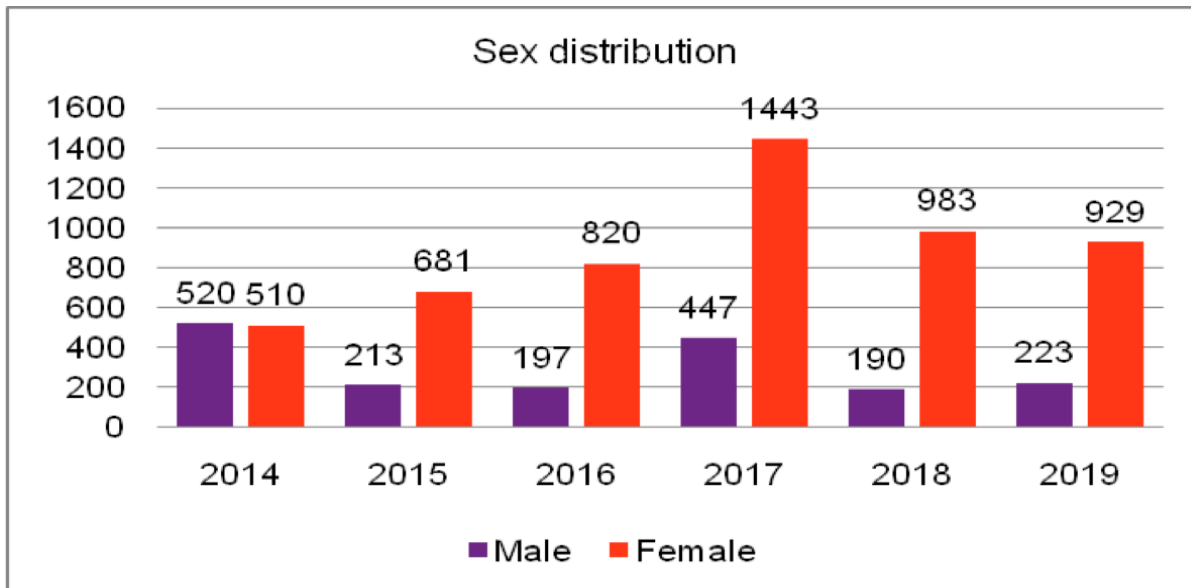
Figure 8: Rescued survivors of trafficking, by age, 2014 to 2019



Source: NAPTIP, 2019

NAPTIP reports that the ages of survivors of trafficking have varied over time, as shown in Figure 8. The total number of rescued victims of trafficking in 2019 was 1,152, an 11.8 per cent increase compared to 2014. Unfortunately, the disaggregation into minors and those of 18 years and above is too crude to explain how trafficking might disproportionately affect youths. However, the distribution does show that (after 2014) fewer minors were amongst those rescued. The highest total value of rescued victims of trafficking was in 2017, at 1,890. The instability of these trends raises questions about the reasons for such fluctuations in the number of victims rescued from human trafficking.

Figure 9: Rescued survivors by gender of victim, 2014 to 2019



Source: NAPTIP, 2019

The number of women rescued from human trafficking has commonly been higher than that of men since 2015 – as can be seen in Figure 9. Indeed, the number of women rescued has risen over the years. In 2017, when the highest number of victims rescued was recorded, 76 per cent were

female, and in 2018 the proportion of women had risen to 84 per cent, dropping slightly to 80 per cent in 2019. Human trafficking in Nigeria is gender-biased, with women suffering greater exploitation.

A further disaggregation of men and women by age would explain better the common age groups of these victims, especially the age categories that might have accounted for the 2017 peak in women rescued from trafficking. The initial rise in number of rescued victims of trafficking between 2015 and 2017 suggests an improvement in the results of interventions by law enforcement agencies. Similarly, that latter decline in rescued victims may point to a lower number of Nigerians trafficked since 2017.

A.4.2 Convictions from Trafficking in Persons

Between 2014 and 2019, there were 194 traffickers convicted of various Trafficking in Persons offences. Foreign travels which promote prostitution, procurement of persons for internal prostitution, procurement of persons for external prostitution and employment of children as domestic workers constituted 14.9 per cent, 16.0 per cent, 9.3 per cent and 10.8 per cent of the total convicted persons respectively (NAPTIP, 2019).

The 2016 economic recession left many Nigerians jobless, in particular the youth. A weak implementation of the Child Rights Act, also means that the employment of children as domestic workers, rather than declining, increased astronomically, from 208 children in 2015 to 382 in 2016. According to NAPTIP data, a positive indicator of the securing of Child Rights, is that custody battles have risen more slowly over time. It can however be suspected from a casual weighing of media reports that this decline in battles over custody does not necessarily correlate with better Child Rights or more stable family relationships. The statistics on consent of family members in the migration journeys of Nigerians is weak. The data is missing about the proportion of irregular migrants aware of the dangerous journeys before them and the extent to which one can be aware of the possible dangers of such a journey. One side of the research shows that weak family ties are a driving force for irregular migration, and some survivors of trafficking state that their family was not aware of their plans to leave home. A report from Human Rights Watch (2019, p. 28) on Nigeria says abusive family environment, pushed women and girls to leave home, making them vulnerable to trafficking.

A.4.3 Other forms of involuntary migration

Data on irregular Nigerian citizens in Europe are available from the Eurostat Database, 2013–2018. These data refer to Nigerian nationals who were detected by the authorities of the EU Member States and were determined – under national immigration laws – to be illegally present. This category includes both Nigerians who have entered irregularly (for example, by avoiding immigration control or by using fraudulent documents) and those who may have entered legitimately but have subsequently remained irregularly (for example, by overstaying, or by being employed despite having no work permit). It should be noted that only persons who are apprehended, or otherwise come to the attention of national immigration authorities, are recorded in these data.

Refugees arriving in Nigeria are not ordinarily captured in the arrival log of the NIS because they are mostly cross-border flows, with very few of them arriving from outside the region. In these cases, as with the marginal refugee application cases from Syria and Turkey, the migrants arrived through regular channels, mostly as entrepreneurs and business people. However, as a result of political turmoil in their countries of origin that started after their departure from home, they had to apply for a new status as forced migrants, since returning home was no longer feasible for them. In sum, refugees are not necessarily captured in the statistics for regular migrants.

Table 16: Irregular migration out of and into Nigeria, 2011–2013, 2017–2018

Year	2011	2012	2013	2017	2018
Nigerians refused departure	4,808	79,483	106,739	31,672	1,044
Nigerians refused entry abroad	1,567	2,266	1,241	2,267	879
Nigerians deported or repatriated from abroad	4,134	6,785	7,390	16,387	17,616
Stowaways	–	113	165	110	33
Foreigners refused admission	–	119,101	150,840	18,543	22,889
Foreigners deported	–	274	38	4,735	39

Source: Nigeria Immigration Service, 2018

Table 16 presents NIS data on irregular migration out of and into Nigeria. In 2013, the Government of Nigeria refused entry to 150,840 foreign nationals, a figure up from 119,101 in 2012. However, in 2017 a much lower number of 18,543 foreigners were refused entry into Nigeria. Details of the countries of origin of those refused entry could have provided insight into their motivations, however this information is not made public.

Between 2013 and 2017 the number of foreigners who were refused entry into Nigeria declined significantly by 88 per cent to 18,543. However, deportees from Nigeria rose by 124 per cent, from a mere 38 in 2014 to 4,735 in 2017, only to drop dramatically the following year.

In recent years, stricter immigration rules in Europe and the USA have contributed to the increase in the number of Nigerians deported from abroad. The 2017 value of 16,387 shows that more than twice as many Nigerians were deported from abroad than the 7,390 who had been in 2013. Reasons for deportation include people staying beyond the validity period of their visa, and those who had simply entered the country irregularly. The increase could therefore plausibly be explained by an increase in irregular migration from Nigeria, caused by the harsh economic situation, coupled with growing unemployment.

In 2012, 79,483 Nigerians who wanted to travel abroad were refused departure at various departure points. This number rose to 106,739 in 2013, and fell sharply to 31,672 in 2017 – a 70 per cent decline – possibly implying that Nigerians are now complying better with emigration guidelines. Related to this is the number of Nigerians who were refused entry abroad, which increased from 1,241 persons in 2013 to 2,267 in 2017.

Irregular migrants from Nigeria, among 20 countries recorded by Eurostat between 2013 and 2018, are featured in Table 17. The table shows Nigeria close to the mid-point position, as twelfth of the twenty countries, with 2.4 per cent of all irregular migrants found in EU countries. By far the highest recorded numbers are from Syria, at 28.5 per cent, followed by Afghanistan at 18.1 per cent, and the lowest are those from Russia at 1.4 per cent. The table also shows a steady increase of irregular migrants from 2013 to 2016 and then a decline from 2016 to 2018.

Table 17: Irregular Migrants by Country of Origin, in descending order, 2013 to 2018

Year/ Country	2013	2014	2015	2016	2017	2018	Percentage of total
Syria	33,090	118,865	859,035	213,080	39,335	31,115	28.5
Afghanistan	26,095	48,550	409,275	151,825	151,825	35,410	18.1
Iraq	6,525	10,275	185,315	92,985	36,405	36,475	8.1
Pakistan	27,440	24,005	81,850	46,530	33,580	24,895	5.2
Albania	27,325	32,195	50,105	36,135	40,025	34,810	4.8
Morocco	27,255	32,075	41,740	39,470	38,060	38,700	4.8
Eritrea	10,235	50,795	41,575	23,270	17,880	13,090	3.4
Ukraine	12,675	16,905	23,920	29,785	33,795	38,150	3.4
Algeria	15,370	15,415	19,375	23,785	33,580	24,895	2.9
Iran	8,155	8,465	44,785	33,490	13,100	16,235	2.7
Kosovo	14,585	33,785	50,040	9,715	6,585	4,795	2.6
Nigeria	14,365	16,410	20,395	20,545	19,390	16,520	2.4
India	15,990	17,285	17,660	16,875	16,445	12,305	2.1
Tunisia	12,820	16,100	13,390	11,775	15,930	13,370	1.8
Serbia	11,020	14,690	12,875	10,250	13,945	12,320	1.7
Turkey	9,250	8,700	9,855	9,605	12,560	20,370	1.5
Bangladesh	10,130	10,145	21,575	10,375	8,520	7,975	1.5

Somalia	8,800	14,250	17,515	12,765	7,350	5,905	1.5
Russia	15,100	10,935	8,295	9,600	10,370	9,480	1.4
Unknown	5,620	5,435	38,055	9,240	5,730	3,730	1.5
Total	311,845	505,280	1,966,630	811,100	554,410	400,545	100

Source: Eurostat statistical database, 2018

Nigeria, pursuant to its migration control, has directed all foreigners in the country to register online through an e-system established by the NIS in July 2019.

A.5 Internal Migration

The scale and volume of internal migration in any country is usually a function of the definition, which involves spatial boundaries and the length of time a person remains there. The internal constituents of spatial boundaries could include localities, administrative Local Government Areas, States, or Zones (regions) within a country. The time frame considered as factor of migration also plays a key role in the volume and scale of migration statistics: a shorter time frame is likely to increase the volume, and longer time may do the opposite. The spatial and time frames used for defining volumes of internal migration therefore both tend to result in problematic statistics.

The most current research information on internal migration in Nigeria remains the 2010 internal migration survey carried out by the National Population Commission. The internal migration section of the 'Migration in Nigeria 2014 country profile' featured extensive data from the survey. It includes information, which could have been altered by family displacements, from Borno, Yobe, Zamfara, Katsina, Kaduna, Benue and recently Taraba states. In addition, qualitative research carried out in 2013 by the African, Caribbean and Pacific (ACP) States Observatory on Migration was designed to complement the quantitative data from the 2010 survey.

The driving factors of migration, often called the 'push' and 'pull' factors, are usually hinged on economic development, the availability of infrastructure, health care facilities, and safety and security. These are likely to remain broadly constant, though in varying capacities specific to different locations. Underlying these are the more proximate determinants, which tend to add to the push and pull migration factors.

In addition to being specific to the geo-political zone, internal migration within Nigeria tends to be higher for the working-age group and slightly biased towards the female. According to the values reported by the OPHI, the northern states have high poverty rates (OPHI, 2017). Sokoto has one of the most severe poverty rates, at 67.2 per cent. Similarly, Jigawa, at 68.3 per cent severity of poverty, Bauchi (62.9%), Yobe (58.9%) and Katsina (55.3%) all have more than half of their population in poverty. Not significantly lower in severity of poverty is Kano state at 46.1 per cent.

The other states with comparatively high female internal migration include the relatively cosmopolitan states such as Lagos State, Kwara, Cross River and Imo states. The increased ethnic diversity seen in these more cosmopolitan states is associated with improved networks and better female participation in the labour market.

The 2010 internal migration survey reported that proximity, not surprisingly, plays a key role in migration destination choice. Most of the internal migrants surveyed reported that they had moved

mainly within their respective geopolitical zones. The reasons for this were associated with the cost of moving, including transportation and other transactional costs.

Migration patterns among the South–South geopolitical zone in Nigeria are affected by two main phenomena: the location of oil extraction industries and the associated land pollution. This means that migration in the region is partly in response to environmental and climatic conditions caused by crude oil extraction activities (UNEP, 2017).

Another part of migration within Nigeria’s South-South geopolitical area is linked to the loss of livelihoods of Nigerians resettled following the resolution of the Bakassi region conflict in favour of Cameroon. While most migrants in the Bakassi region are internally displaced persons living in camps, there is now some evidence of onward movement in search of livelihood, though the proportion is still marginal (Adepoju and Olarinde, 2019)..

South-Eastern Nigeria presents other unique migration profiles. Migration from the South-East geopolitical zone is typically voluntary, with most movement being in search of economic opportunities (Nwajuiba, 2005).

The dynamics of internal migration in the country would better be captured more comprehensively by data from the next census and related specialised demographic and household surveys.

PART B: THE IMPACT OF MIGRATION

Introduction

The relationship between migration and development is a complex one which can be approached in various ways. This section uses a discussion of the evidence on migration stock and flows from Nigeria to explain the links between migration and various aspects of the socioeconomic development and population dynamics of the country as well as the impact of migration on the environment and vice versa. It also includes a discussion of the gains to different parties in the migration process.

It is important in this context to distinguish between individual and countrywide benefits. As microeconomic agents, migrants may have private returns at the individual level as a result of migration that do not directly or immediately translate to aggregate benefits for the economy, society or the wider country as a whole. In addition, some of the ‘returns’ of migration for the economy may not be immediately visible. For example, regular migration from sending countries can result in a redistribution of labour in those countries where the highly skilled are, through positive self-selection, among those migrating (for further reading see Kuhnt, 2019). Aksoy and Poutvaara (2019) observed that positive self-selection by levels of education occurred even among forced migrants into Europe. However Nigeria, Bangladesh and Senegal were among the countries where refugees and irregular migrants were not positively self-selected; in other words, they generally had lower levels of education than non-migrants.

There are various factors that determine the ways through which migration can influence the course of development in a country, whether through sending or receiving. In Nigeria, these factors are wide-ranging, and the focus here is on the macro-level impacts of migration, as they affect collective national development.

B.1 Migration and Human Development

Human development, in Sen’s paradigm (1999, p.3), is ‘the process of expanding the real freedoms that people enjoy’. Human development is based on what a person can do, that is, on their capabilities. The capability enhancements that migrants undertake can clearly have a net positive

impact on human development in their sending country. This is most commonly noted through the migrants' remittances that provide opportunities for those who remain – in this case in Nigeria – and through diaspora initiatives that continue to improve socio-economic wellbeing within the country as a source country, and in return migration.

Education is the bedrock for training of the manpower of any nation. The education sector is a core aspect of national curricular and co-curricular activities at all levels. Improved educational opportunities and experience for teachers and students is encouraged through exchange programmes to enhance knowledge and skills. Opportunities exist for people to study abroad within an organised government-supported framework. Sending countries can thus boost the retention rate of professionals through regular specialised educational development opportunities and by encouraging short-term return of nationals with requisite skills and knowledge to improve the effect of the emigration of the highly skilled on the home economy and thus contribute to national development. National and regional sensitisation and enlightenment workshops on migration are being coordinated by the education sector.

Migration has been used to boost education through exchange visits by students and teachers; study and lecture tours; exchanges of students and graduates; exchanges of lecturers, exchanges of information through technology and the use of online resources; exchanges of scholarships; self-sponsored students in destination countries; the recognition of certificates from foreign jurisdictions; the exchange of statistics and information; building of partnerships and harnessing resources for educational development; the provision of equipment like computers and the upgrading of libraries and laboratories; job opportunities among cooperating countries; and inter-institutional linkages with experts in academia among friendly countries.

'Diaspora tapping' or returns from skilled workers abroad led to the Transfer of Knowledge through Expatriate Networks (TOKTEN) programmes of the UNDP, supported by Nigerians in Diaspora. The Nigerian education sector has also infused issues of human trafficking into the school curriculum. The evaluation and accreditation division of the Ministry of Education is being digitalised for best practices and ease of service delivery. The sector is however challenged with coordinating the data of Nigerians travelling abroad to further their studies.

Remittances have been by far the most significant measurable 'return' on migration from Nigeria in terms of their contribution to GDP (see Olubiyi and Olarinde, 2015). Their impact on improving the social welfare of household members left behind in the country of origin – as a source of private and business financing, as a buffer in times of economic downturn, and so forth – is well documented for Nigeria (see, for example, Onyeisi, Odo and Anoke, 2018). However, Onyeise et al (2018) and Olubiyi and Olarinde (2015) argue that remittances are largely spent on private consumption, reducing their potential effect on the country's economic growth in the long run. Nonetheless, these private remittance expenditures improve education and health outcomes in sub-Saharan Africa as a whole, and in Nigeria in particular (Amega, 2018).

The migration of a household member can have positive human development effects on those household members who remain. Bedasso et al (2018) considered the possible positive impact of remittances from a migrant family member on the educational attainment of those left behind, as well as the concomitant negative impact of the loss of a guardian. They found that in Nigeria the migration of a family member increased the chances of secondary school completion as well as post-secondary school enrolment for those who remained, even after accounting for the possible consequences of the missing guardian.

Nigeria also harnesses transnational relationships with its citizens in the diaspora, to attract financial and business opportunities to the country. Nigerians in diaspora have been able to raise significant capital to help fund public initiatives through initiatives such as the Federal Government diaspora bonds. Since 2015, the Federal Housing Authority (FHA) has been encouraging diaspora Nigerians to invest in real estate at home. In an attempt to boost foreign direct investment, the FHA, the Federal Ministry of Power, the Federal Ministry of Works and Housing (FMW&H) and the Independent Corrupt Practices and Other Related Offenses Commission (ICPC) have initiated a

tripartite collaboration. There is also a planned Diaspora City in Abuja, the capital city of Nigeria, designed to benefit and attract Nigerians in diaspora to invest in real estate in their country of origin.

Issues such as education, job creation, business development, and increased housing opportunities through investment in real estate are areas where the impact of migration on human development in Nigeria can be witnessed. Migration by Nigerians has contributed to the development of human capability by promoting improved standards of living and greater opportunities for Nigerians who remain in the country and this has improved national human development indices.

B.2 Migration and Economic Development

Remittance inflows to the country from Nigerians in the diaspora are a potential source of economic growth and development. These inflows are also a strategic tool for improving the economic and social outlook of the country by increasing financial credit, providing foreign currency, and improving balance of payment accounts. A total of USD 689 billion accounted for official global remittances in 2018, of which USD 45 billion accrued to sub-Saharan Africa. Nigeria received USD 25 billion of this figure – being 3.6 per cent of the global inflow and 55.6 per cent of the sub-Saharan African total inflow for the year (World Bank, 2018). This makes Nigeria the fifth-highest recipient of remittances in the world, and the largest in sub-Saharan Africa. It is widely acknowledged that increases in remittances to Nigeria are not unconnected to the improved ease of remittance transfers as a result of improved ICT infrastructure and applications, as well as to globalisation and the recent economic recession in the country (see Asongu, Biekpe and Tchamyau, 2018, and World Bank, 2017).

According to the African Development Bank, the total volume of informal remittances for each year is about 50 per cent of the official Nigerian remittance figures. For example, the informal remittances for Nigeria for the year 2018 stood at USD 12.5 billion. This analysis, which reveals an even larger economic inflow from migrants, has been corroborated by the Nigerian National Volunteer Service (NNVS, 2019).

Nigerians in the diaspora are also active in transnational transactions of different kinds and have promoted the flow of trade, capital, and technology back to Nigeria. The annual summit of Nigerians in Diaspora, held in the country, recognises Nigerian nationals abroad as a conduit for the transfer of expertise in technology, agro-business, and ICT, among others (PWC, 2019 and NNVS, 2019).

The Nigerian Government has intensified efforts to strengthen links with Nigerians in the diaspora and their respective destination countries, for technical assistance, skills transfer, and business ties, with a view to attracting investment and technical and professional support from Nigerians in diaspora. The Nigerians in Diaspora Commission (NiDCOM) held a National Diaspora Day in July 2019, the first after the setting up of the Commission and the first after the 2019 validation of the National Diaspora Policy. NiDCOM also organises diaspora investment summits to attract investment funds to Nigeria, and serves as a link between investors and available investment opportunities in the country.

In Nigeria, generally, private sector contribution to growth has been steadily increasing, easing pressure on the government as a provider of jobs. Despite this positive development, the business climate, accountability, and sustainable economic opportunity have not improved significantly. This means that Nigeria remains unable to attract the right investors to trigger significant economic growth and build efficient industries. Moreover, fluctuating economic growth with around less than two per cent annual increase, combined with inflation, has contributed to the poor business environment and inadequate welfare provision in the country. This makes the role of migrants even more consequential from a micro- and macro-economic point of view, as they augment the deficient institutional framework that has hampered economic development in the country.

Return migrants contribute to economic development through a myriad of mechanisms, including their transnational connections, which lead to trade and investment opportunities, and their

resources, skills, and technological know-how, which are useful to their origin country. Unfortunately, Nigeria has not attracted significant numbers of voluntary return migrants. A higher proportion of Nigerian returnees are repatriates, rather than skilled migrants. In addition, the predominant proportion of return migrants to Nigeria requires resettlement assistance, especially with regard to earning a living, so their immediate economic value to the country upon their return is negative. An IOM (2018) report places Nigeria among the top three beneficiaries of Humanitarian Voluntary Return (HVR). According to the report, which separates assisted migrants by country of origin and host country, 1403 migrants from Nigeria were assisted through HVR in 2017, while 72 HVR migrants were hosted in Nigeria. Additionally, a total of 5,756 migrants originating from Nigeria were assisted over the period 2013 to 2018. This assistance includes land received from traditional leaders, as well as training sessions held in alliance with government implementing partners such as the NCFRMI, the NIS, the National Emergency Management Agency (NEMA) and NAPTIP.

Regarding unassisted return, it is unclear how effective the tracking of Unassisted Voluntary Return (UVR) migrants is in Nigeria. The Federal Ministry of Labour and Employment (FMLE), through its NELEX platform, keeps records of UVR migrants, and returnees who choose to update their information provide the details to the platform, while the Nigeria Immigration Service holds records of forced returnees to Nigeria.

According to an IOM survey in 2018 profiling return communities in Nigeria, returnees tend to be self-employed, although this has been attributed to the stigma surrounding their return and the low likelihood of finding paid employment (IOM, 2018). The unemployment rate in Nigeria is high, so return migrants find it difficult to resettle and find paid work, in particular if they experienced an unsuccessful migration. The problem lies partly with employers who view the employment of 'unsuccessful' migrants as an act of generosity rather than a business-sensitive decision. Since migration is regarded as having such promising economic effects, return migrants who do not contribute to human and economic development in the ways discussed here are regarded as unsuccessful, especially when they return to the origin country with little to show for their foreign sojourn. Thus, the pressure to 'succeed' at migration can be attributed to these perceptions of the links between migration and economic development, and return without the recognised determinants of success can have social and economic impacts as the returnee seeks reintegration.

B.3 Migration and Health

The population is growing at the rate of 3.2 per cent annually; at this rate, Nigeria's population will double in size in about 22 years. There are more children and young people below age 25 than adults aged 25 to 64, and those aged 65 and over. The report of the National Demographic Health Survey (NDHS 2017) conducted by the Federal Ministry of Health in collaboration with the National Population Commission and other stakeholders shows that Nigeria has a high crude birth rate of 40 per 1,000 population and a crude death rate of 10 per 1,000 population. Total Fertility Rate of 5.34 births per woman remains high and is conditioned by fertility preference by Nigerian families, and low contraceptive use.

The infant mortality rate in Nigeria as at 2018 was 82.6 per 1,000 live births for males, and 68.5 for females. Maternal mortality ratio per 100,000 live births was 917 in 2017. These poor social development indicators reflect the weakness of health systems in Nigeria, and the challenges in the attrition of its health workforce. The emigration of skilled health workers to high-income countries has contributed to the lingering crises and fragility of the healthcare sector in Nigeria. Access to efficient healthcare facilities, including a properly incentivised health workforce, is deficient as the ratio of doctors available to the population is lower than 4 doctors per 10,000 population. The underfunding of federal, state, and private medical schools has left medical laboratories deprived of

modern equipment. Poor salaries, deteriorating working conditions, incessant strikes and closure of universities have together driven most experienced teachers of clinical care and research to emigrate out of frustration. The lack of job satisfaction and the lack of opportunities for career advancement and poor working environment in many health facilities have also been factors driving many doctors and nurses to seek greener pastures abroad (Adepoju and van der Wiel, 2010).

Despite the above challenges to the health sector in Nigeria, the impact of migration on health can be positive; the diaspora is rapidly becoming a major stakeholder in health service delivery in Nigeria, through donation of equipment and drugs to communities, especially in those ravaged by insecurity. They offer medical education, free medical treatment, and state-of-the-art medical facilities. The proliferation of indigenous medical groups has led to collaboration between the Ministry of Health, the National Universities Commission and International NGOs in an attempt to revitalise the system.

Returning migrants also contribute to health-related knowledge and good practices as a result of the high-quality training they receive abroad. They may introduce new practices, as well as sometimes establishing health facilities such as clinics and hospitals with the proceeds of their sojourn away from home. Indeed, many Nigerian medical doctors who left Nigeria in the 1970s and 1980s set up private practice in their own facilities upon their return to the country (Adepoju and Wiel, 2010). Furthermore, it is common for Nigerian nationals residing abroad to invite their parents and relatives to visit them and undergo medical check-ups and treatment during such visits. Others send drugs or money to their relatives for medical treatment in Nigeria, thus improving access to healthcare for Nigerian residents and indirectly contributing to the development of the healthcare system.

In spite of the numerous benefits accruable to health systems from migration, data on health expense as a component of household use of remittances in Nigeria is sparse or unavailable. There is also sparse data on the exact impact migration has on health indicators in Nigeria, just as there are no accurate reports on immigrants benefitting from health care in the country. Nevertheless, the IOM, working in collaboration with the Federal Ministry of Health, enabled 59,000 immigrants in Nigeria to benefit from the country's health care system over the period 2014 to 2017. This shows that the government is aware of the importance of developing an efficient healthcare system and making it available to all residents, regardless of their status.

B.4 Migration, Employment, and the Labour Market

The importance of labour mobility has long been recognised as key to encouraging economic integration and advancement across the ECOWAS region. Labour migration is often embarked upon because of inadequate opportunities for decent work in the migrant's home country. Other factors compelling labour migration include violations of human rights, bad governance, political intolerance, and insecurity.

Labour migration can and does serve as an engine of growth and development for all parties involved. In destination countries, migration has often rejuvenated workforces, improved the economic viability of traditional sectors, including agriculture and services, promoted entrepreneurship, and met the demand for labour and specific skills in various industries (UNCTAD, 2018). In countries of origin, the positive contributions of migrant workers are reflected in remittance flows, the transfer of investments, increased technological and critical skills through return migration, and the increased international business and trade generated by transnational communities (Amege, 2018; Bedasso et al, 2018).

Some origin countries have encouraged the return of their migrant citizens through incentive packages. A good example of this is the Chinese government's provision of housing, jobs and other incentives to encourage highly-skilled Chinese citizens in the diaspora to return home (Leung, 2007; Depnath, 2016). The Nigerian government has also ramped up its engagement with Nigerians in the

diaspora by providing domestic investment opportunities, particularly in real estate, and in supporting diaspora-driven development initiatives in fields such as education and health. Furthermore, in response to global economic and employment issues, some destination countries have imposed more stringent conditions for the admission of labour migrants, for example by introducing conditionalities (Adepoju et al, 2007). Nonetheless, it is likely that a new demand for foreign workers will open up post-COVID-19, as well as because of ageing-population challenges in especially Europe since migration affects labour supply and demand, skills stock, and domestic wages, enhancing development in both destination and origin countries.

Economic development in Nigeria has been greatly enhanced by the large number of immigrants who not only work in the country but also invest in different sectors of the economy, including foreign portfolio investments. While Nigeria's oil sector remains the nation's engine of growth and a magnet for migrant workers, other sectors of the economy where migrant workers are most active include, but are not limited to, construction, telecommunications, mining and several service sectors (see IOM/NIS/AYGF, forthcoming). Also, many migrants are engaged in small-scale private economic activities, such as tailoring, bakery, beauty salons, painting, woodwork, carpentry, masonry, and retail.

Internal migration in Nigeria is primarily for economic reasons, mostly job related. Rural–rural migrants are mainly engaged in agriculture and extractive activities, while rural–urban migrants are usually gainfully engaged, even if after an initial period of joblessness. UNCTAD (2018) shows that 72 per cent of all male migrants are internal and 28 per cent international; similarly, more women migrate internally (81%) than internationally (19%). Ultimately, labour migration enhances the earning capacity of migrants with its obvious multiplier effect on the economy of the place of destination.

The Labour Migration Policy of Nigeria links development and migration processes in origin and destination countries. Transnational migrants and returning migrants can contribute through investment, the transfer of technology and skills, human capital formation, the enhancement of social capital, the promotion of trade and business links, and good governance. The policy measures aim to enhance these benefits of labour migration to the economy and to society. They also aim to aid and support migrant workers and their families, mobilise the development contributions of migrants, and link the development and migration processes by recognising the contribution of labour migration to employment, economic growth, development, and income generation.

Nigerians in the diaspora include highly skilled professionals in technology, science, and the medical and paramedical fields. In order to facilitate their contribution to national development through either physical or 'virtual' return, there is an urgent need to design further appropriate mechanisms to attract migrant expertise – for the sharing of skills, for technology transfer, and for employment generation – by providing information to diaspora migrants regarding local investment opportunities and by creating an enabling environment for investments and enterprise developments by these migrants. All these will enhance employment and labour migration, as job-seeking migrants take advantage of new opportunities at the envisaged development poles.

B.5 Migration and the Environment

There is growing interest in the impact of environmental degradation and climate change on global population distribution and mobility as more severe occurrences become widespread globally. The more drastic impacts of climate change (such as floods, storms, heat waves, ocean surges and desertification) are likely to affect population distribution and mobility, forcing millions of people to move because they are not able to adapt to the changes in their physical environment.

In general, environmental factors may result in large population movements, which may in turn affect the environment. In situations of famine or some other major environmental disaster, rural

populations may be compelled to move to urban areas in search of food, shelter and employment or other means of livelihood.

The environmental impact of protracted overexploitation of natural resources and unsustainable environmental practices can be seen, for example, in water pollution from indiscriminate disposal of wastes, unsafe extractive industry practices, soil erosion from appropriating coastal sands for construction material, and air pollution from the burning of forests (IOM, 2007; Migration Watch UK, 2010).

These significant hazards are likely to result in flows of migrants who must re-establish themselves in safer areas. This can in turn affect long-term residents in proximity to these new settlements. Urban planning, which incorporates anticipated migratory inflows, may still not completely protect the local environment from the consequences of resettled populations, as massive uneven migration puts considerable pressure on infrastructure and public services, especially health and educational facilities, and also leads to the development of slums.

The Niger Delta, especially Ogoniland, is one of the most polluted oil spill places in the country, compromising the livelihood of the 70 percent or more of the people who rely on natural resources as fishermen and farmers (UNEP, 2017).

Another cluster of environmental factors in various other parts of the country includes soil erosion in the east, desertification in the north and logging in forest areas. Indeed, most of Nigeria's original forests have disappeared through logging, agriculture and road construction, leading to the loss of about 600 metres of land to desertification each year (Milieu Defenseie, 2011; UNEP, 2019).

Lake Chad, situated on the north-eastern corner of the Nigerian map and straddling the border between Nigeria and Chad, has been faced with fluctuating water levels. Part of the water loss has been attributed to rising population. Moreover, the region is becoming warmer and rains are unpredictable, making subsistence more difficult for those living in the area who depend on the lake for their livelihoods as grain farmers and fishermen.

The falling water levels of Lake Chad have also indirectly contributed to the rise in terrorism, since the Boko Haram terrorists recruit young men unable to earn a living due to environmental degradation in the area.

The effects of environmental changes, particularly climate change and environmental degradation on migration is cyclical. As the environment changes, people move, and as people move, the environment changes. Oil pollution, especially in Ogoniland, soil erosion in the eastern parts and deforestation in the northern parts due to climate change have affected the productivity of farms and rivers and have led to migration from affected areas to other parts of the country, and sometimes even outside the country. Overpopulation in urban areas such as Lagos and Port Harcourt, in turn, leads to further environmental degradation as residents continue to seek greener pastures.

PART C: MIGRATION GOVERNANCE

Migration governance is a system of institutionalising legal frameworks, mechanisms, and practices aimed at ensuring effective management and coordination of safe, orderly and regular migration in Nigeria.

C.1 Institutional Framework

The Institutional Framework for migration governance in Nigeria is provided in the National Migration Policy (NMP) and expanded in other policies that ensued therefrom.

C.1.1 National Migration Policy

The National Migration Policy (NMP) provides an overarching framework for the coordination of migration-related activities in Nigeria. It provides a coordination structure, referred to as the Nigerian National Migration Governance Architecture, that clearly defines roles and responsibilities as well as the operational boundaries of various actors in the field of migration. The governance architecture enhances effective coordination for the successful implementation of the Policy, in particular the need for a strategy for addressing policy coherence and the development of synergies among the MDAs. The structure that was developed for the implementation of the NMP is anchored on the recognition that more than 30 national and international organisations are involved in migration management. Delivering on the objectives of the NMP is therefore paramount, and the involvement and achievements of different MDAs will contribute to a migration environment that can truly make social benefits, protection and care available to all migrants.

The National Commission for Refugees, Migrants and Internally Displaced Persons (NCFRMI) is responsible for the overall coordination of the migration governance architecture.

Four levels of coordination are envisaged for the NMP: a Ministerial Committee, a Technical Working Group (TWG), Sectoral/Thematic Groups, and individual MDAs.

The Ministerial Committee, known as the Sector Policy Review Committee (SPRC), is a Committee of Ministers and Heads of parastatals with migration-related mandates. The SPRC is co-chaired by the Minister of Justice and the Minister of Humanitarian Affairs, Disaster Management and Social Development, who is also the supervising Minister of the NCFRMI.

The Technical Working Group on Migration and Development is the second level of coordination. The Group consists of representatives of all agencies, both state and non-state actors, who are involved in operational activities relating to migration. Its secretariat within the NCFRMI is the core instrument of coordination at the operational level. The TWG makes recommendations to the SPRC for approval.

The Sectoral/Thematic Groups consist of five sectoral groups working on various thematic areas of migration. Each sectoral group comprises state and non-state actors with related mandates, a lead agency, and, in some cases, a co-lead. The lead agency provides coordination and periodically reports to the TWG. The activities of each sectoral group are guided either by a sectoral policy (as in the case of labour migration and diaspora matters) or by a strategic implementation document upon which a Memorandum of Understanding (MOU) has been signed.

Ministries, Departments and Agencies (MDAs) are individual organisations, state and non-state actors, with similar mandates and/or activities (either directly or indirectly related) that have implications for migration. These MDAs operate in their respective working groups as well as with members of the TWG.

Among its coordination tools, the NCFRMI has developed a website for migration information dissemination and coordination and a migration information access platform known as the Migration Info Point. These websites (respectively www.ncfrmi.gov.ng and www.infopointmigration.org.ng) serve as tools for providing migration-related information, particularly on the general migration profile of Nigeria, the structure of migration governance in Nigeria, requirements for immigration and emigration, and useful links for diaspora engagements.

The above-mentioned five sectoral/thematic groups provided for in the Policy are: a Standing Committee on Diaspora Matters, a Working Group on Labour Migration, a Working Group on Migration and Return, Readmission and Reintegration (RRR), a Working Group on Migration Data Management Strategy, and a Stakeholders Forum on Border Management. The status of these five groups is as follows:

Standing Committee on Diaspora Matters: This thematic group focuses on issues relating to diaspora mobilisation. The lead agency is the Nigerians in Diaspora Commission (NiDCOM). It has developed its own sectoral policy, known as the National Diaspora Policy. Within the framework of the draft policy, the Ministry of Foreign Affairs (MFA) is the co-lead agency. Some issues relating to

this group include diaspora contributions to national development, remittances and diaspora engagement (in electoral process and other socioeconomic and political matters). Key members of the committee include the Federal Ministry of Justice (FMoJ), Central Bank of Nigeria, the FMLE, NNVS/OSGF, the Federal Ministry of Health, the Federal Ministry of Education, the Federal Ministry of Trade and Investment, the Federal Ministry of Youth and Development, the National Universities Commission, diaspora organisations, and some CSOs. The National Diaspora Policy is awaiting the approval of the Federal Executive Council (FEC).

Labour Migration Working Group: The FMLE is the lead agency. The Ministry has developed a sectoral policy known as the National Policy on Labour Migration (NPLM), which has been approved by the FEC. Issues within the purview of this group are expatriate quotas, labour exchange, and the protection of migrant workers, among others. Members of the group include the Federal Ministry of Education, the Ministry of Foreign Affairs (MFA), the Federal Ministry of Health, the Ministry of Interior, the NIS, NNVS, social partners, and CSOs.

Working Group on Forced Migration and Return, Readmission and Reintegration (RRR): The NCFRMI is the lead agency of this Working Group. The Group developed a National RRR Standard Operating Procedure (SOP), which defines the clear roles and responsibilities of the relevant actors as related to RRR matters. Members of this group include the MFA, the NIS, the NAPTIP, the Small and Medium Enterprises Development Agency of Nigeria, and CSOs.

Working Group on Migration Data Management Strategy: The NPC leads this group, with support from the National Bureau of Statistics. The group has developed a Migration Data Management Strategy for Nigeria. The main focus of this group is the harmonisation of migration data across all MDAs. Members of the group include the NCFRMI, the NIS, the FMLE, NiDCOM, and the NNVS.

Stakeholders Forum on Border Management: The NIS is the lead agency of this group, with secretariat support from the NAPTIP. The group focuses on issues relating to the ECOWAS Protocol on Free Movement of Persons, border security, trafficking in persons, Smuggling of Migrants (SoMs), and so forth. Members of this group include the Nigeria Police Force, the Nigeria Custom Service, the Port Health Authority, the Nigeria Military, border communities, and CSOs. A strategy document that guides the operation of the group within a set of agreed terms was developed in 2019.

C.1.2 Annual National Migration Dialogue

Nigeria's Annual National Migration Dialogue is a derivative of the Implementation Framework of the National Migration Policy document. The Dialogue provides a unique opportunity for working towards a national agenda for effective and inclusive migration governance and for identifying measures that promote the role of migrants as agents of innovation and development. While the concept of mainstreaming migration into national development planning has increasingly been recognised as an efficient policy and institutional approach to maximising the benefit of migration and reducing its negative impacts, the link between this theoretical concept and actions undertaken at the local, national and regional levels needs to be improved.

The overall objective of the Dialogue is to provide a platform for debating the impact and linkages between migration and development and thereby shaping Nigeria's national migratory orientation. It aims to provide an opportunity for reviewing, at an institutional level, the various operational challenges in implementing the National Migration Policy (NMP) and contributing to the review of existing legal frameworks in addressing these challenges.

The Dialogue involves a national theme and six sub-themes reflective of the migratory peculiarities of the six geopolitical zones of Nigeria. Stakeholders are drawn from the 36 States of the federation, each State being categorised in one of the six geopolitical zones. Thus far, five Dialogues have been held, in 2014, 2016, 2017, 2018 and 2019.

Zonal decentralising workshop on the National Migration Dialogue (NMD) Process for local participation

The Zonal Decentralising Workshop on the National Migration Dialogue derives from the National Dialogue. Hitherto, migration programmes and coordination activities in Nigeria have focused largely on institutions of the Federal Government with limited, if any, participation from the States and Local Governments where the migrating population actually resides. At the 2018 National Migration Dialogue (just as in 2014, 2016, and 2017), participants were invited from both the States and Local Governments and this proved to be very useful, for several reasons.

First, it exposed the gap that exists in the operation of the Federal Agencies and the State Governments in terms of Migration Governance activities in Nigeria. Second was the need to integrate the three tiers of government (Federal, State, and Local governments, as well as CSOs) in articulating a common vision for an effective migration governance structure in Nigeria. Further, it was observed that local/city centres occupy a significant place in migration dynamics. Most of the realities of migration take place in cities. Hence, in 2017, the NCFRMI commenced the process of conducting Zonal Decentralising Workshops on National Migration Governance for local participation in the six geo-political zones. The workshops aimed to continuously mobilise both State and Local governments as well as CSOs through a decentralised process, and consolidate the channels of communication with the migration focal points of each of the 36 States established during the maiden NMD. Thus far, workshops have been conducted in four geo-political zones of the country. This has proved to be an effective and efficient way to bring migration discourse closer to the grassroots, the real people who feel the impact of migration management.

C.1.3 Prospects and Challenges

Apart from inadequate funding of migration activities by the government, due to inadequate budgetary allocation, one of the other challenge faced by NCFRMI in bringing it's aspirations to reality is the need for a very strong media advocacy strategy that would stimulate debate and influence policymakers to consider the country's migration and internal displacement policies as priorities in the implementation of national regional and global migration governance initiatives.

Efforts must therefore be made to garner the political support needed to ensure that the 2015 National Migration Policy is updated and the draft policy on internal displacement is approved promptly. Based on the above, the NCFRMI has begun activities of media engagement through organising capacity-building for Media Practitioners, effective migration reportage, and increased visibility for migration-related matters and this needs to be strengthened.

C.2 Other Migration Policy Frameworks

C.2.1 National Policy on Labour Migration

International migration has become a major aspect of international economic relations and an important component of the globalised world. It is in recognition of this fact that the Federal Government of Nigeria, in its efforts to properly manage organised labour migration and to harness the development benefits therefrom, established an International Labour Migration Desk (ILMD) within the Federal Ministry of Labour and Employment (FMLE) in 2004. Its aims, amongst others, were to formulate, review, and implement the National Policy on Labour Migration (NPLM); to establish a database of migrants within and outside Nigeria; to design and implement programmes to promote regular migration; and to protect the rights of Nigerian migrants abroad as well as migrants within the country.

It is within this context that the Nigerian government demonstrated its commitment to the management of labour migration issues in the adoption of the National Policy on Labour Migration on 15 October 2014. The adoption of the policy aligned Nigeria with international best practices. These include instruments ratified by Nigeria, such as the Migration for Employment Convention, 1949 (No. 97) of the International Labour Organization (ILO); the International Convention on the Protection of the Rights of All Migrant Workers and Members of their Families, 1990; and the ECOWAS Common Approach on Migration, 2008.

The NPLM has three main objectives: the promotion of good governance of labour migration; the protection of migrant workers and promotion of their welfare and that of their families; and the optimising of the benefits of labour migration on development, while mitigating its adverse impact.

Following the approval of the NPLM by the Federal Executive Council (FEC) in 2014, a Social Partner Advisory Committee (SPAC) and a Technical Working Committee (TWC) were inaugurated in August 2016, in line with the operational framework of the Policy. The SPAC and TWC comprise key ministries, departments, and agencies of government, social partners, and civil society organisations identified by the Policy to oversee and coordinate its implementation.

Since the adoption of the NPLM in 2014, the Federal Ministry of Labour and Employment, in collaboration with the IOM and various stakeholders, and with funding from the European Union, has recorded remarkable success in the implementation of the National Policy on Labour Migration Action Plan through the execution of the following projects:

1. The establishment of six job centres– in Anambra, Bauchi, Delta, Abuja, Lagos, and Kaduna – to render free employment services to both employers of labour and job-seekers. As a result, 302 job-seekers (78 males (26%) and 224 females (74%)) have been able to access the services of NELEX – the Nigerian Electronic Labour Exchange.

2. The establishment of three Migrant Resource Centres (MRCs) – in Abuja, Lagos, and Benin City – to provide a platform for job-seekers, potential migrants, and returnee migrants to obtain information on employment and skills enhancement, as well as relevant information on safe migration, rights at work, and referral services. To date, 175 migrants and potential migrants (111 males (63%) and 64 females (37%)) who visited the MRC have been provided with referral assistance.

Since April 2018, a total of 63 FMLE staff members (40 males (63%) and 23 females (37%)) have been trained on the effective management and running of MRCs. The numbers of migrants and potential migrants who have visited the MRC in the three locations are: Benin City: 3,997 clients (2,739 males (69%) and 1,258 females (31%)); Abuja: 858 clients (378 males (44%) and 480 females (56%)); Lagos: 438 clients (268 males (61%) and 170 females (39%)). Visitors to the Centres have been provided with job advisory assistance and general counselling, and those visiting the MRC in Benin City are provided with reintegration assistance, where needed.

3. Creating an information campaign to promote regular migration through the production and distribution of information, education, and communication materials, with different messages to create awareness of the ills of irregular migration.

4. The licensing and monitoring of private employment agencies (PEAs) recruiting for domestic and overseas job placements, in order to prevent irregular migration, human trafficking, and unfair labour practices, and to forestall abuse in the recruitment process. From January 2015 to March 2019, 1,273 local PEAs and 34 international PEAs were registered for employment services by the FMLE across the 36 states of the Federation. In all, 20,595 jobs (15,414 males (75%) and 5,181 females (25%)) have been filled in the labour sector by the activities of these PEAs.

5. The organisation of pre-departure orientation seminars for private employment agencies recruiting domestic workers for overseas employment, as well as for the general labour migrant travelling abroad. From 11 April 2016 to 8 December 2017, fourteen Pre-departure Orientation Seminars were conducted, using the platform of the MRC in Abuja. A total of 246 labour migrants benefited from the seminars, of whom 206 were female (84%), and 40 were male (16%).

6. The organisation of training workshops in 2016, 2017, and 2018, to build the capacity of

110 labour officers and labour inspectors on the effective management of MRCs and labour inspections (FMLP, 2018).

Job placement activities have, however, been put on hold since November 2017, on account of the suspected abuse of migrant workers in the Middle East. This is to enable stakeholders, led by the Ministry of Foreign Affairs, to articulate an elaborate Standard Operating Procedure that would govern overseas job placement.

The FMLE, in collaboration with the German federal enterprise GIZ (Deutsche Gesellschaft für Internationale Zusammenarbeit), set up a Nigerian–German Centre for Jobs, Migration and Reintegration, in Lagos, Abuja, and Benin City, to promote regular migration and to support voluntary returnees in social and economic reintegration. The relevant Letter of Intent was signed on 22 November 2017 in Abuja.

Within the framework of this collaboration, monthly ‘Career PATH’ and employment training is organised for job seekers, and also for potential and return migrants, to build their potential through soft skills development and by enhancing their skills in writing employment applications. The scheme commenced in July 2018 and by December of that year 1,439 young Nigerians, including returnees, had gone through the Career PATH training. Disaggregated by sex, there were 593 women (41%) and 846 men (59%).

7. In 2019, the FMLE in collaboration with the GIZ, successfully organised a Job Fair. It provided an interactive platform on which job seekers and employers could engage.

C.2.2 National Diaspora Policy

In 2003, the Nigerian Government established the Nigerian National Volunteer Service (NNVS), domiciled in the Office of the Secretary to the Government of the Federation, with a mandate to provide an institutional framework for the participation of diaspora in the development of the country.

In the course of implementing programmes and activities on the mobilisation and engagement of Nigerians in the diaspora for national development, the NNVS initiated the development of a National Diaspora Policy, to provide direction and guidelines for effective management of the activities of the Nigerian diaspora.

The objective of the policy is to serve as a platform for mobilising and harnessing the potential of Nigerians in the diaspora for sustainable national development. This objective is anchored on the principles of enablement, engagement and empowerment of the Nigerian diaspora for the development of their homeland. It is guided by the principles of mutuality and reciprocity in diaspora relations for development. This implies that, while the government will be open to receiving resources from the diaspora community, the diaspora will also receive the support, protection, and confidence of the government so as to facilitate their activities and attract more diaspora involvement in developmental processes.

The need for a Diaspora Policy is founded on the expectation from the National Migration Policy that the NNVS should develop a sectoral policy for the diaspora component of migration. It is also a requisite standard for effective management of diaspora engagement as discernable from international best practices.

Based on these developments, the NNVS, with the cooperation of the relevant stakeholders, commenced preparation of the policy document. The completion of the document prompted collaboration with the IOM to implement necessary activities leading to the finalisation and adoption of the policy. These activities include the engagement of a consultant to revise the policy and draft Action Plan, and a review of the policy document by the members of the standing committee on Diaspora Matters, among others. The activities were funded by the European Union under a project titled ‘Strengthening the Governance Structure of Migration and Reintegration of Nigerian Returnees’.

The relevant stakeholders, especially members of the Standing Committee on Diaspora Matters, worked assiduously to produce a comprehensive National Diaspora Policy and an implementable Action Plan to guide the effective management of diaspora resources for national development. The relevant stakeholders validated the National Diaspora Policy on 2 July 2019. Before its implementation, the policy document is to be approved by the FEC. In the meantime, a Nigerians in Diaspora Commission (NiDCOM) was established and its CEO appointed. The Commission swung into action by, among many activities, hosting a Diaspora Investment Summit in 2019.

C.3 Laws, Regulations and Processes (National, Regional and International)

The 1999 Constitution of the Federal Republic of Nigeria (as amended) provides protection to foreign migrants, as it does to Nigerians. There are also several laws and regulations governing migration in Nigeria, some of which are presented below.

C.3.1 Immigration laws

The law regulating immigration issues in Nigeria is the Immigration Act of 1963, amended 2015. Other subsidiary legislations include the Immigration Regulations of 2017. The provisions of the Act and the Regulations are the guiding and controlling laws on immigration activities, management and enforcement in the country.

Laws against Trafficking in Human Beings

The Protocol to Prevent, Suppress and Punish Trafficking in Persons, Especially Women and Children (known as the Palermo Protocol) has been incorporated into Nigerian national legislation through the Trafficking in Persons (Prohibition) Law, Enforcement and Administration Act 2003, as amended in 2005. It was re-enacted in 2015 as the Trafficking in Persons Prohibition Enforcement and Administration Act 2015, to provide stiffer penalties for offenders. A Victims of Trafficking Trust Fund was also created for the collection of forfeited assets to be allocated towards the rehabilitation of victims and the restitution of their rights. The Edo State Government also passed the Edo State Trafficking in Person Prohibition Law 2018 to complement the Federal law, making them the first state to do so.

Child's Rights Act

The Child's Rights Act of 2003 is a comprehensive document of 278 sections, providing, among other things, for the prohibition of the worst forms of child labour, child marriage, exploitation of children for begging, recruitment of children into the armed forces, and child trafficking. Section 274 states that the provisions of the Act supersede all other laws. However, the Child's Rights Act has not come into force in all States of the Nigerian federation – the northern states being reported as having difficulties in incorporating it, thus making the provisions of the Act not applicable in all Nigerian courts.

The Labour Act of 1974/2004

The Labour Act of 1974, now Labour Act CAP L1, LFN, 2004, prohibits the employment of children under the age of 15 in commerce and industry, and restricts labour performed by children to home-

based agricultural or domestic work. The Act prohibits forced labour and stipulates that children may not be employed in agricultural or domestic work for more than eight hours per day, and that children under the age of 12 cannot be required to lift or carry loads that are likely to harm their physical development. The Act also regulates the recruitment of persons within and outside Nigeria, and the movement of persons for employment within and outside Nigeria. It provides for the protection of all persons in employment, including migrants.

C.3.2 African Union Instruments

On the African regional level, Nigeria has signed, ratified, and adopted international Agreements that uphold standards and codes involving migration and related issues and processes. This comprehensive legal framework for the protection of the human rights and freedom of migrants exists across several Conventions, including the (then) Organization of African Unity Convention Governing Specific Aspects of Refugee Problems in Africa, 1969; the African Union Convention for the Protection and Assistance of Internally Displaced Persons in Africa (Kampala Convention, 2009), which, for the first time, comprehensively represented regional agreement on internal displacement; the African Charter on Human and Peoples' Rights (Banjul Charter, 1986); and, importantly, the 1990 African Charter on the Rights and Welfare of the Child.

C.3.3 ECOWAS Protocol on Free Movement of Persons, Residence and Establishment

Nigeria is an active member of ECOWAS. Freedom of movement is enshrined in the ECOWAS Protocol on the Free Movement of Persons, Residence and Establishment of 29 May 1979. The Protocol allows ECOWAS citizens (i) to enter any ECOWAS State without a visa; (ii) to reside in any ECOWAS Member State for up to 90 days without a visa; and (iii) to apply, after 90 days, for a Permanent Residence Permit, which allows them to start a business, seek employment, and invest. An ECOWAS Passport was established in 2000. In 2018, ECOWAS initiated a biometric card to facilitate the Free Movement of its citizens. Nigeria has undergone training on the enforcement of the use of this card, but is yet to implement it. So far, though, only the first phase – abolishing visa requirements for stays not exceeding 90 days – has been achieved. The right of residence, the aim of the second phase, and the right of establishment foreseen under the third and last phase have not yet been implemented.

Nigeria also adopted the ECOWAS Common Approach on Migration (2008). Its components are: better implementation of the Protocol on Free Movement of Persons, Residence and Establishment; combating human trafficking and providing humanitarian assistance; harmonisation of policies and Bilateral Agreements with Third countries; the promotion of the adoption of migration policies by the ECOWAS Member States, together with harmonised migration management and sectoral development policies; protection of the Rights of Migrants, Asylum-Seekers and Refugees; ensuring the implementation of the Protocol on Free Movement of Persons within the ECOWAS zone; ensuring the implementation of the International Convention on the Protection of the Rights of Migrants and their families, and recognition of the gender dimension of migration. Given the increasing role of female migrants, providing gender-disaggregated data on the profiles of migrants and ensuring the inclusion of gender dimensions in migration policies have become pertinent issues.

In view of these developments, the Federal Government of Nigeria adopted a national migration policy on 13 May 2015. This was in pursuance of its obligation to establish and strengthen the structures that protect the human, civil and economic rights of its citizens at home and abroad, as well as the rights of aliens residing in Nigeria, thus affirming its commitment to all existing international

and national instruments, principles and standards related to migrants (National Migration Policy, 2015).

C.3.4 United Nations International Convention on the Protection of the Rights of All Migrant Workers and Members of Their Families

Nigeria has ratified the International Convention on the Protection of the Rights of All Migrant Workers and Members of Their Families, which came into force in 2003. The adoption of national legislation in this field is one of the recommendations expressed in the ECOWAS Common Approach on Migration. This recommendation is consistent with the African Union resolution on the rights of migrant workers.

C.3.5 International Labour Organization Conventions

A number of Conventions of the ILO address the issue of migration of persons across international boundaries. These include the Migration for Employment Convention (Revised), 1949 (No. 97) and the Migrant Workers (Supplementary Provisions) Convention, 1975 (No. 143). While Nigeria has ratified Convention No. 97, it has not ratified Convention No. 143.

Other relevant conventions that Nigeria has ratified include the 1984 Convention against Torture and Other Inhuman, Cruel, Degrading Treatment or Punishment (ratified on 28 June 2001); the 2000 United Nations Convention against Transnational Organized Crime (28 June 2001); the 2000 Protocol against the Smuggling of Migrants by Land, Sea, and Air, supplementing the United Nations Convention against Transnational Organized Crime (27 September 2001); and the United Nations Convention against Illicit Traffic in Narcotic Drugs and Psychotropic Substances (1 November 1989).

The 2000 Protocol to Prevent, Suppress and Punish Trafficking in Persons, Especially Women and Children, supplementing the United Nations Convention against Transnational Organized Crime, was ratified on 28 June 2001. In addition, Nigeria has ratified all the eight core ILO conventions for the protection of labour rights. The conventions are: the Forced Labour Convention, 1930 (No. 29); the Freedom of Association and the Right to Organize Convention, 1948 (No. 87); the Right to Organize and Collective Bargaining Convention 1949 (No. 98); the Equal Remuneration Convention 1951 (No. 100); the Abolition of Forced Labour Convention 1957 (No. 105); the Discrimination (Employment and Occupation) Convention 1958 (No. 111); the Minimum Age Convention 1973 (No. 138); and the Worst Forms of Child Labour Convention, 1999 (No. 182) (see NLMP, 2014).

C.4. International Cooperation

The Nigerian Government is a major player in international forums and has cooperated with regional and global bodies in pursuit of global and regional goals related to migration. Nigeria appreciates the fact that 'Productive, safe and harmonious migration can only be achieved if there is collaboration and co-operation among all countries, including those that send migrants and those that receive them. This co-operation can lead to improvements in governance by aligning and raising standards, increasing dialogue and providing structures to resolve problems.' (IOM, 2019).

The issue of migration is more topical now than ever before, as evidenced in several significant events in recent times at the international, regional, EU–African and sub-regional levels. On the international scene, for the first time, the International Conference on Population Development (ICPD), held in Cairo in 1994, contained a detailed chapter on migration and, along with the ICPD Programme of Action, drew attention to the interrelations between migration and development at the global level.

Other major developments and activities include the Report of the Global Commission for International Migration (2005), the United Nations High-level Dialogue on Migration and Development (2006, 2013), and the Global Forum on Migration and Development (Brussels 2007 to Marrakesh 2018); 2030 Agenda process, 2015; Intergovernmental Conference on Financing for Development, Addis Ababa, 2015. Nigeria participated in the New York Summit on the Large Movement of Refugees and Migrants, 2016. Nigeria adopted the Global Compact for Safe, Orderly and Regular Migration (GCM) and the Global Compact on Refugees (GCR) in the inter-governmental conference held at Marrakesh in December 2018. In preparation for the Marrakesh conference, Nigeria held national consultations with government, civil society organisations, academia, private sector, and international partners on 19 and 20 October 2017, during which national recommendations on six thematic areas were agreed upon. Among the recommendations that cut across thematic areas were improving the migration data system for generating migration stocks and flows, and mainstreaming disaggregated data according to age and gender in order to reduce inequalities towards vulnerable undocumented migrant groups such as women and children.

Nigeria also participated in regional and thematic consultations, the stocktaking event, and intergovernmental negotiations, as well as an international conference for the adoption of the GCM. At the National Migration Dialogue of 2019, Nigeria initiated the process of developing a framework and action plan for national implementation of the GCM.

Nigeria has also engaged in several regional consultative processes on migration such as the African Union Strategic Framework for a Policy on Migration (2004) and the African Union Common Position on Migration and Development (2006); and dialogues at the EU–African level, such as the Euro-African Conference on Migration and Development (2006), the Joint Africa–EU Declaration on Migration and Development (2006), the Follow-up Meeting of the Rabat Process in Madrid (2007), and the EU–African Summit in Lisbon (2008). Other notable engagements at regional level include the African Union Member States and RECs meeting to validate the Draft Implementation Plan of GCM in Africa, Lusaka, 18–19 June 2019).

PART D: KEY TRENDS, POLICY IMPLICATIONS AND RECOMMENDATIONS

Introduction

This section begins by describing key developments in migration trends in Nigeria, including migrant characteristics, migration governance, and the implications for human, social, and economic development. It goes on to describe those policy requirements that facilitate safe and orderly migration to and from Nigeria. Key migration-related concerns are, in no particular order, labour market distribution, border management and security, health and disease control, and human rights.

D.1 Main Findings on Current Trends, Migration Policies and Impact of Migration

The scale of migration to and from Nigeria is increasing. Increased globalisation is manifesting in the movement of commodities, services and people. This can be beneficial if harnessed to be safe, orderly, and in line with Nigeria's national objectives.

There are opportunities for improved economic performance globally through better allocation of resources, including labour, as well as exchange of knowledge and ideas through migration. Nigeria has been praised for being cooperative on migration governance. However, shortcomings in the country's approach include deficiencies in its social, economic, and business environment in relation to development. Indeed Nigeria is falling behind target on achieving most of the SDGs. Nigeria is also criticised for inadequate border management and this has started to affect opportunities for regular migration. Improved border management would also facilitate safe and orderly intra-regional migration, which has historically been beneficial to economic development, in particular in border communities. Consequently, proper border management can allay fears regarding migration security.

D.1.1 International Migration

The large population of Nigeria puts significant pressure on its economic resources, raising the volume of migration from Nigeria to the rest of the world. Indeed, migration from Nigeria rose in 2017 both in absolute value and as a proportion of the population (0.2%). While female migration has increased, it remains significantly below that of males – by almost 10 per cent. Additionally, migrants from Nigeria remain within the working age population, and are becoming younger, with a median age of 18.9 years. Unfortunately, the young are also vulnerable, with almost 90 per cent of all trafficked migrants, mostly females within the age bracket of 6 to 25 years.

Nigeria is a net emigration country, though with significant magnitudes of in- and out-migration. Although foreign arrivals to Nigeria declined by 30 per cent in 2017 relative to the previous year, the volumes were still significantly higher than they had been half a decade earlier. Foreign departures also declined in 2017. There has been, in addition, a recent increase in the number of Nigerians refused entry abroad, as well as Nigerians deported and repatriated from abroad (as seen in Table 16). These are reflective of increased border control and Nigeria's continued cooperation in migration management.

Foreigners refused entry into Nigeria declined significantly in 2018, and the number of those who were deported increased. The data is unfortunately not disaggregated by nationality, making it difficult to discern possible motivations. Even more importantly, the data did not include reasons for deportation.

Nigeria has also taken stricter measures in recent decades to curb irregular migration. The country is in about median position among countries with irregular migration as listed in Eurostat (2018). In particular, 2.4 per cent of all irregular migration in EU countries originated from Nigeria in 2018 and the total number of irregular migrants from Nigeria was 16,520 (Eurostat, 2018). It also reflects a decline in irregular migration from Nigeria, especially in 2018 when irregular migration declined by 15 per cent relative to the previous year.

D.1.2 Internal Migration

Internal migration is a significant part of Nigeria's migration and development history. Unfortunately, too little information is available on the volume and patterns of internal migration in Nigeria, especially from the last half decade. All the same, rural-urban migration remains one of the most significant forms of internal migration in Nigeria.

Since about 2014, the internal migration landscape has been tainted by an unfortunate increase in insecurity, in particular as seen in herdsmen/farmers' conflicts and the Boko Haram insurgencies. While herdsmen/farmers' conflicts are spatially spread across Nigeria, the terrorist insurgency has particularly adverse effects in the north-eastern part of the country. These conflicts have hindered infrastructural development. In particular, access to basic and primary education is worse than half a decade ago, with girls being the most affected. The percentage of out-of-school children in northern Nigeria is one of the highest in Africa. In the absence of coping mechanisms for socioeconomic adaptation, female migration has also increased, in particular in the high poverty regions of northern Nigeria.

Note: data is insufficient in other regions of the country

D.1.3 Impacts of Migration

The Nigerian economy has gained significant benefits from international and internal migration, while also witnessing some losses, especially of skilled manpower.

Nigeria's commitment to safe and orderly migration is crucial to achieving national human development goals. The negative impacts of irregular migration have been felt in Nigerian households. A number of households have been affected by loss of life, loss of ability to earn a living as a result of severe health conditions, loss of property, and financial loss. While the impact of the choices of irregular migrants cannot be fully captured in statistics, it is important to note that most irregular migrants are from lower economic class households. Those households were already struggling to earn a living and attempted or actual irregular migration would be likely to worsen their economic circumstances.

The reality that some of the impacts of migration are negative does not preclude there having been significant positive returns to Nigeria. Among the most emphasised (given data availability) are the large remittances disbursed to Nigeria annually. Nigeria is among the top remittance-receiving countries globally. Remittances are important to household consumption, expenditure and welfare. Remittances that are used to fund education and health expenses contribute to human capital formation. Given their often-countercyclical characteristics, remittances can also be a buffer for Nigerian families in times of economic need. The extent to which remittances deter labour force participation within Nigeria is unclear. Nonetheless, being from a remittance-receiving household is

associated with improved living conditions, an important buffer in times of high unemployment in Nigeria.

The impact of the diaspora on the Nigerian economy has recently come into focus, given its role in public funding (USD 300 million raised in bonds over a five-year period) and in boosting private finance and investment. The Nigerian government has identified the desire of the diaspora to contribute to development initiatives and has positioned itself to harness the benefits of migration by providing investment opportunities for the diaspora in the real estate sector as well as in private finance. The diaspora has also been impactful in giving back to the community through outreaches; most common of these have been medical missions and short missions of skilled professionals to the country, especially university professors who spend a period of time, sometimes up to one year, in Nigerian universities.

D.1.4 Policy Implications

The issue of irregular migration from Nigeria and the associated risks that have resulted in serious human rights violations have come to the forefront in the last five years. Reports abound of serious harm inflicted on irregular migrants who are often vulnerable during their perceived 'journey of no return'. Nigeria has taken the first step in becoming a signatory to the Global Compact for Safe, Orderly and Regular Migration as well as to the Global Compact on Refugees. These actions imply that Nigeria will have to commit financially and find the political will to tackle the problem of irregular migration even more seriously.

What used to be a vibrant road to development, the trans-Saharan trade route, has been adulterated by the activities of traffickers. Various government agencies, especially the NIS and NAPTIP, have made progress in documenting movements along the country's borders. Nonetheless, a lot more needs to be done in correctly profiling migrants and providing safe environments for them to engage in trade across the West African region.

Related to this is the need for more consolidated efforts on migrant return, both unassisted voluntary return and assisted voluntary return. Observers of the impact of reintegration programmes for return migrants recognise the need for targeted packages, especially for those who already have a skill and are seeking financial empowerment, to start up a business in their field. The Nigerian government must also put policies in place to help unassisted voluntary returnees to reintegrate more easily.

The diaspora has recently been contributing significantly to Nigerian society. However, since the significant proportion of youth without employment is of immediate concern, the government needs to increase those initiatives that encourage enterprise, and job-creation in particular. These could include further tax reduction for employers of labour, including temporary labour, as well as a stable business environment that would encourage domestic, diaspora, and foreign direct investment to boost the economy.

D.2 Recommendations on the Migration Governance Framework

The National Commission for Refugees, Migrants and Internally Displaced Persons (NCFRMI), the agency mandated to coordinate issues relating to migration governance in Nigeria, should be empowered to localise emerging issues and mechanisms, such as the Global Compact for Safe, Orderly and Regular Migration and Refugees. Also, the Standard Operating Procedure (SOP) for the conduct of Return, Readmission and Reintegration in Nigeria needs to be operationalised to achieve more involvement of relevant State and Non-State actors, to ensure accountability between various state and non state actors as well as sustainability of the process. While doing this, the government is encouraged to provide adequate funding for implementing migration activities in Nigeria.

D.3 Recommendations on Mainstreaming Migration into Development Policies

Migration and development are multifaceted and related on many levels, with their dynamics influencing and being influenced in mutually interrelated ways. Policy coherence can better be achieved by ensuring that the human development impacts of migration are visibly integrated into the planning process. In this context, focus should be on aspects of policy and initiatives that will improve migration and development, especially: Participation of the diaspora in national development; Financial stability and attraction to unlock the investment potentials of the diaspora; Government's involvement in facilitating attractive and affordable remittance transmission channels and Government's efforts for labour migration/ formalized channels for labour export. Policy developers in Nigeria should also ensure that human development outcomes are taken into account in all stages of the planning process.

D.4 Recommendations on Improvements to Migration Statistics and the Overall Evidence Base

Research, data production and dissemination: Apart from the key national agencies with statutory responsibility to collect, process, and disseminate data on migration, namely NPC and NBS, several MDAs, international agencies, and CSOs also routinely collect migration-related data. Collaboration between these sources is desirable to enhance the wealth of information in the migration and development linkages. This should include working towards migration data harmonisation and comparability with other countries in the region, in particular across ECOWAS. Further, specific migration data gaps need to be filled, especially with respect to climate change and the challenges of evidence deficit on migration-environment interlinkages to assist in appropriate policy formulation.

One of the challenges of writing this profile is the scarcity of current data. To bridge this gap, there is a need to conduct population and housing census regularly in Nigeria, conduct youth migration surveys, and expand vital registration to achieve full coverage of the country.

Administrative Data Management Systems: Concerted efforts should be devoted to exploiting national administrative data on international migration more extensively. The private sector has also become an important producer of 'big data' on migration and mobility that can be mined by statistical agencies, in line with recommendations of both the 2018 and the 2020 International Forum on Migration Statistics. These recommendations included a call for better use of administrative countrywide data, in particular inter-agency cooperation in the collection and dissemination process. Related to this is the recommendation for cooperation between source and destination countries in harmonising migration data, involving the private sector and crucially making migration data more accessible to stakeholders and end users.

D.5 Border Management

There are numerous unmanned borders in Nigeria, which necessitates a massive recruitment of border corps personnel to address the shortfall in the current border patrol workforce. This further requires strengthening the collaboration between NIS and all other border agencies, and strengthening joint border patrols. The border personnel should also benefit from specialised training/capacity building. This should include joint border training with other immigration personnel whose countries share a boundary with Nigeria. Nigerian border personnel further require modern technological equipment at the border, such as scanning machines and drones.

D.6 Labour Migration

The Ministry of Labour and Employment has the mandate, among other things, to formulate, review and implement the National Policy on Labour Migration. It should thus, as a matter of urgency, initiate the process of ratifying and transforming to legislation the relevant ILO Conventions on labour migration not yet ratified by Nigeria, especially the Migrant Workers (Supplementary Provisions) 1975 Convention No. 143 and the Domestic Workers Convention No. 189. In addition, the Ministry should negotiate and sign relevant multilateral, bilateral labour agreements and MOUs for overseas recruitment to facilitate regular migration with labour-receiving countries.

D.7 Diaspora

The Nigerian Diaspora Commission provides for the engagement of the diaspora in policies, projects, and participation for the purpose of utilising human capital and material resources towards socio-economic development. To achieve this, there is need for the forging of strategic partnerships with other stakeholders and international agencies to achieve set goals. The Commission is a young agency with a huge mandate, so capacity building and adequate funding is critical. Improved participation can be achieved through getting the diaspora and members of the public to appreciate and support the policy objectives of the Commission through advocacy and other enlightenment programmes.

D.8 Education

Nigeria has commenced the digitalization of the evaluation and accreditation process. The Federal Ministry of Education ensure that foreign certificates of nigerians who study abroad are evaluated to meet international standards and that graduates attend accredited foreign institutions.

Nigeria has professionalized the teaching profession and only qualified teachers certified by the Teachers Registration Council of Nigeria (TRCN) are issued letters of good standings to work in countries that have entered agreements with Nigeria. Data of qualified teachers working in such countries are domiciled in the TRCN. The ministry have record of active and dormant educational cooperation with over 82 countries of the world. It has commenced reviewing, renewing negotiation and signing of Bilateral Agreement/cooperation in the field of education with countries such as : Turkey, Russia, Ukraine, Liberia, Niger, Benin, Korea, Qatar, Brazil, Saudi-Arabia, United Arab Emirate etc.

Also, Nigeria has commenced negotiations agreement on mutual recognition and equivalence of educational institutions or for professional programmes as stipulated by national institutions of the parties. Nigeria receives and implement scholarship offers from friendly countries amongst them are: Russia, China, Serbia, Turkey, Egypt, Algeria etc. while countries like Romania, Cuba Czech Republic have stopped issuance of scholarship offers to Nigeria because nationals of such countries do not want to study in Nigeria on reciprocal awards.

However, Hungary issues 40 scholarship to Nigeria annually till 2019 and in 2020 the country has increased the offers to 100. Nigeria has infused an article of migration in the Bilateral Agreements/cooperation in the field of education for negotiation and signing with her friendly countries. This is expectable to help both countries of students/teacher's welfare in foreign land.

D.9. Environment

The environmental challenges in Nigeria are complex and include desertification, oil spills, deforestation, air and water pollution, soil degradation, floods and erosion which manifest in population displacements. So also are the solutions, both short- and long-term. Programmes must include early warning systems, reforestation, management of erosions, detection and early response to oil spills through vandalism, community enlightenment programmes and enforcement of corporate social responsibility by oil companies. Above all, provision of sustainable employment opportunities for populations, especially local youths, in affected areas and measures to enhance the resilience and coping mechanisms of people must be prioritized in locations prone to environmental disasters.

Bibliography

- Adelphi (2019). Shoring up Stability Addressing Climate and Stability Risks in the Lake Chad Region, Berlin Germany May 2019 <https://shoring-up-stability.org/wp-content/uploads/2019/06/Shoring-up-Stability.pdf>
- Adepoju, A. (2018). Youth Migration in Nigeria. Mondopoli Institute. Rome.
- Adepoju, A. (2014). 'Ensuring Coherence between the 3Ds – Development, Demography and Democracy – in Nigeria: Challenges and Prospects.' Annual Lecture celebrating the 50th Anniversary of the OAU. Lagos HRDC.
- Adepoju, A., van Naessen, T. and Zoomers, A. (eds.) (2007) International Migration and National Development in sub-Saharan Africa: viewpoints and policy initiatives in the countries of origin. Afrika-Studiecentrum Series, 10. Brill Publishers, Leiden.
- Adepoju, A. and van der Wiel, A. (2010). *Seeking Greener Pastures Abroad. A Migration Profile of Nigeria*. Safari Publishers, Ibadan.
- Adepoju, A., van Noorloos, F. and Zoomers, A. (2010). 'Europe's Migration Agreements with Migrant-Sending Countries in the Global South: A Critical Review', *International Migration* 48 (3), pp. 42-75.
- Adepoju, A and Olarinde, O. S. (2019). Refugees and Mixed Migration Strategy for UNHCH Nigeria. UNHCR, Abuja
- African Economic Outlook (2017). *Entrepreneurship and Industrialisation: Labour Productivity Growth for eleven African countries, 2000-2010*.
- Afrobarometer (2018) Isbel, T and Ojewale, O One in there Nigerians have considered emigration, most to find economic opportunity Afrobarometer dispatch No 231.
- After School Africa (2019). Available at <https://www.afterschoolafrica.com/10032/study-abroad-nigerian/> Last visited 13 August 2019.
- Aksoy, C.G. and Poutvaara, P. (2019). 'Refugees and irregular migrants' self-selection into Europe: who migrates where', *IZA Discussion Paper 12800*.
- Amega, Komla (2018). 'Remittances, education and health in Sub-Saharan Africa', *Cogent Economics & Finance*, 6:1, 1516488. DOI: 10.1080/23322039.2018.1516488
- Arhin-Sam (2019). *Return Migration, Reintegration and Sense of Belonging: The Case of Skilled Ghanaian Returnees*. Nomos Verlagsgesellschaft, Baden-Baden.
- Asongu, S.A., Biekpe, N and Tchamyu, V.S. (2018). 'Remittances, ICT and doing business in sub-Saharan Africa', *African Governance and Development Institute working paper 18/10*.
- Bedasso, B. Weldesenbet E.G. and Obikili N. (2018). 'Emigration and Education: The Schooling of the Left Behind in Nigeria.' *ERSA Working Paper* 759:31.
- Bolarinwa, M.K. (2012). 'The challenge of job creation in Nigeria: Some policies are more equal than others.' Paper presented at the *Nigerian Institute of Social and Economic Research Seminar*, Ibadan, 10 July.
- CBN (2018a). *CBN Annual Report 2018*. CBN, Abuja.
- CBN (2018b). *CBN Statistics Database*. CBN, Abuja.
- CBN/NBS, 2016. Quarterly Job Survey. Available at <http://africacheck.org/wp-content/uploads/2018/04/job-creation-selected-tables-q2-q3-2016-2.pdf>
- CEIC (2020): CEIC online data base. Available at <http://www.ceicdata.com/en/indicator/nigeria/labour-force-participation-rate>
- Cohn, C, 2013 'India and Nigeria: Similar colonial legacies, vastly different trajectories: An examination of the deferring fates of two former British colonies'. *Cornell International Affairs Review*. Vol 7, No. 1
- Danjuma, N. N (2008) 'Issues and challenges of India investments in critical sectors of the Nigerian economy.' *Nigerian Journal of International Affairs*. 34 (1) pp105-13
- Depnath, Praying (2016). 'Leveraging Return Migration for Development: The Role of Countries of Origin, a literature review', *KNOMAD Working Paper 17*.
- Eurostat (2018). *Eurostat International Migration statistics: EIL 2 tables (migr_eipre)*.
- Falola, T, (1990). 'Lebanese Traders in Southwestern Nigeria' *African Affairs*, 89, 357
- FAO (Food and Agricultural Organisation) (2017). *Evidence on internal and international migration patterns in selected African countries*. FAO Statistics Division and Social Policies and Rural Institutions Division. <http://www.fao.org/land-water/news-archive/news-detail/en/c/267309/>
- Federal Ministry of Labour, 2018 *National Employment Policy*. Abuja
- Flahaux, M.-L. and de Haas, H. (2016). 'African migration, trends, patterns and drivers'. *Comparative Migration Studies*, 4 (1).
- Gopalkrishna, S. (2008) 'Indians in Nigeria: Socio-cultural contributions and impact. *Nigerian Journal of International Affairs*, 34(1), 15-32
- Human Rights Watch (2019). Available at <https://www.hrw.org/world-report/2019>

International Displacement Monitoring Centre (IDCM) 2020. Displacement Associated with Conflict and Violence Figure analysis Grid 2020 <
<https://www.internal-displacement.org/sites/default/files/2020-04/GRID%202020%20%E2%80%93%20Conflict%20Figure%20Analysis%20%E2%80%93%20NIGERIA.pdf>>

IIE (Institute of International Education) (2018a). *A profile of Sub-Saharan African students in the United States*. New York, NY. 18 September.

IIE (2018b). *Open Doors: Report on International Educational Exchange*. Annual Report published by IIE and the United States Bureau of Educational and Cultural Affairs.

IOM (2017) Enabling a better understanding of migration flows and its root causes from Nigeria towards Europe. Desk Review Report. Displacement Tracking Matrix. Geneva. Retrieved from https://www.ecoi.net/en/file/local/1415975/1930_1508317321_desk-review-report-nigeria-dp-1635-minbuza-03.pdf

IOM (2018a). *Migration database*.

IOM (2018b). *Return and Reintegration: Key Highlights*. IOM, Geneva. Available at https://www.iom.int/sites/default/files/our_work/DMM/AVRR/2018_return_and_reintegration_key_highlights.pdf

IOM (2019). *Migration Governance Indicators*. Available at <https://gmdac.iom.int/migration-governance-indicators>

IOM/NIS/AYGF (forthcoming). Secondary Data Processing and Analysis on Extension of Labour Inspection Activity and Labour Law Enforcement to Sectors and Workplaces where Migrant workers may be pawns in Nigeria. IOM, Abuja.

Isiugo-Abanihe, U. C. and IOM Nigeria, 2016. Migration in Nigeria. A Country Profile 2014. Geneva, IOM

JAMB (Joint Admissions and Matriculation Board) (2018). Available at <https://www.jamb.gov.ng/statistics.aspx>

Kirwin, M. and Anderson, J. (2018). 'Identifying the factors driving West African migration', *West African Papers, No.17*. OECD Publishing, Paris.

Kuhnt, J. (2019). 'Why do people leave their homes: is there an easy answer? A structured overview of migration determinants.' *EconStor Discussion Paper 9/2019*.

Leung, M.W.H. (2007). 'Migration, diaspora and development: the case of the People's Republic of China'. In Adepoju, A., van Naerssen, T. and Zoomers, A. (eds.) *International Migration and National Development in Sub-Saharan Africa*. Leiden: Brill Publishers.

Liu, S. (2019). 'China town in Lagos: Chinese migration and the Nigerian State since the 1990s. *Journal of Asian and African Studies*. 49(2) 129-147

Milieu Defensie (2011). UNEP report exposes Shell's failings in Nigeria. Available at <https://en.milieudefensie.nl/news/unep-report-exposes-shell-s-failings-in-nigeria>

NAPTIP (National Agency for the Prohibition of Trafficking in Persons) (2016). *Data Analysis by Research and Programme Development Department*. Available at <https://www.naptip.gov.ng/wp-content/uploads/2017/05/2016-Data-Analysis-1.pdf>.

National Demographic Health Survey (2018). *NHS Demographic and Health Survey 2018*. Available at <https://www.dhsprogram.com/pubs/pdf/FR359/FR359.pdf>

NBS (National Bureau of Statistics) (2017a). *Nigeria, Immigration Statistics Report*. Abuja

NBS (2017b). *Statistical Database*. Abuja.

NBS (2018a). *Annual Report 2016*. Abuja.

NBS (2018b). *Estimates for Q1–Q3, 2018: Gross Domestic Product for Nigeria*.

NBS (2019) Nigeria Gross Domestic Product Report Q1 2019. Abuja.

NBS. 2019. Labour Force Statistics Vol. 1: Unemployment and underemployment report <
[file:///Users/omololaolarinde/Downloads/q4_2017_-_q3_2018_unemployment_report%20\(1\).pdf](file:///Users/omololaolarinde/Downloads/q4_2017_-_q3_2018_unemployment_report%20(1).pdf)>

NEP (2017). National Employment Policy Report available at https://www.labour.gov.ng/Doc/NATIONAL_EMPLOYMENT_POLICY.pdf

Nigeria Demographic and Health Survey (2018). *Key Indicators Report*. Abuja, Nigeria.

NMP (National Migration Policy) (2015). Available at <https://tinyurl.com/ycovuxyu>

NNVS (Nigerian National Volunteer Service) (2019). Available at <https://www.nnvsigeria.gov.ng/>

NPC, Abuja (2010). *2006 Population and Housing Census: Priority Tables*.

NPC, Abuja (2011a). *2006 Population and Housing Census: Priority Table Volume IV*.

NPC, Abuja (2011b). Federal Ministry of Education: *Digest of Educational Statistics*. FMOE, Abuja, Nigeria.

NPC, Abuja (2012). *Internal Migration Survey in Nigeria 2010*.

NUC (National Universities Commission) (2009). *Brief update on Linkages with Experts and Academics in the Diaspora Scheme*.

Nwajuiba, C. (2005). 'International migration and livelihoods in southeast Nigeria'. *Global Migration Perspectives, No. 50*. Global Commission on International Migration, Geneva.

Okonjo-Iweala, N. (2014). Overview of the 2014 budget proposal: A budget for jobs and inclusive growth. Presented on 20 January.

Olaniyi, R. O and O. M. Ajayi. (2014) 'The Lebanese in Ibadan, Nigeria, 1986-2012'. *Journal of the Historical Society of Nigeria*. Vol.23 pp131-149

Olubiyi, E and Olarinde, O.S. (2015). Revisiting the effect of workers' remittances on economic development in Nigeria. *Journal of Economic and Social Thought*.

Onyise, O.S., Odo, I.S. and Anoke, I.C. (2018). Remittance inflow and domestic credit to the private sector: the Nigerian experience. *Journal of Business and management, Volume 20, Issue 1.*

Oxford Poverty and Human Development Initiative (2019). *Nigeria Country Briefing*, Multidimensional Poverty Index Data Bank. University of Oxford.

Oxford Poverty and Human Development Initiative, University of Oxford. Available at www.ophi.org.uk/multidimensional-poverty-index/mpi-country-briefings/

OECD (Organisation for Economic Co-operation and Development) (2017). *Database on Immigrants in OECD Countries*. 20 December.

Samuel Hall (2018). *Mapping and Socio-Economic Profiling of Communities of Return in Nigeria*, for the Regional Office for West Africa and the Centre of the International Organization for Migration. Available online.

Sen, A. (1999). *Development as Freedom*. Knopf Publishing, New York, NY.

UNCTAD, (United Nations Conference on Trade and Development, 2018). *Economic Development in Africa Report 2018. Migration for Structural Transformation (UNCTAD/Alec/Africa/2018)* <https://unctad.org>

UNDESA (United Nations Department of Economic and Social Affairs) (2017). *International Migration Report*. New York.

UNDP (United Nations Development Programme) (2009). 'Overcoming Barriers: Human Mobility and Development', *Human Development Report 2009*. Available at <http://hdr.undp.org/en/reports/global/hdr2009/>

UNDP (1990) Human Development Report: Concept and Measurement of Human Development. NewYork. <http://www.hdr.undp.org/en/reports/global/hdr1990.>"

UNESCO (United Nations Educational, Scientific and Cultural Organization) (2016). *UNESCO Institute for Statistics Database*.

UNEP (United Nations Environment Programme) (2017). *Ogoniland Oil Assessment Reveals Extent of Environmental Contamination and Threats to Human Health*. Available at <https://www.unenvironment.org/news-and-stories/story/unep-ogoniland-oil-assessment-reveals-extent-environmental-contamination-and>

UNEP (2019). *Emissions Gap Report 2019*. Available at <https://wedocs.unep.org/bitstream/handle/20.500.11822/30797/EGR2019.pdf>

UNHCR newsletter (2019). Nigeria emergency. Available at < <https://www.unhcr.org/nigeria-emergency.html>>

UNHCR (United Nations High Commissioner for Refugees) (2018). *UNHCR Statistical Online Refugees and Asylum Seekers Database*.

UNICEF (2019). Education; UNICEF programmes retrieved from <https://www.Unicef.Org/Nigeria/Education>

UNICEF (2019) Nigeria: Key demographic indicators. Multiple Indicator Cluster Survey available at <<https://data.unicef.org/country/nga/>>

World Health Organisation (WHO) 2019. Maternal health in Nigeria: generating information for action. Sexual and Reproductive Health Report. Geneva available at <https://www.who.int/reproductivehealth/maternal-health-nigeria/en/>

UNICEF (United Nations International Children Emergency Fund) (2018). *Education*. Available at <https://www.unicef.org/nigeria/education>

United Nations (2018). *Economic Development in Africa Report*. United Nations Publications, New York.

US Mission Nigeria (2017). *Education, News, Press Releases: Study in the U.S.* 17 November.

Vanguard (2020). 'Over 1.9m candidates have registered for 2020 UTME, DE, says JAMB'. Available at: <https://www.vanguardngr.com/2020/20/over-1.9-candidates-ve-registered-for-2020-utmedesays-jamb/> (16 February 2020)

World Bank (2017). 'Migration and Remittances: Recent Developments and Outlooks', *Migration and Development Brief 27*. Global Knowledge Partnership on Migration and Development (KNOMAD).

World Bank (2018a). *Bilateral Migration Database*.

World Bank (2018b). *World Development Report*. 2018. Washington D.C.

World Bank (2019). World Bank database. Available at <https://data.worldbank.org/indicator/sl.tlf.cact.zs>

Appendix 1: List of Agencies Collecting Migration Data

AGENCY	TYPE OF DATA COLLECTED
<p>Nigeria Immigration Service (NIS)</p>	<p>Collects data from all immigrants at the borders and the ports of the country including: information on the profile of the traveller to Nigeria such as, the origin of his/her journey, the purpose of visit, and the length of stay in Nigeria, the mode of transportation. For the emigrant, information is sought on the profile, mode of transportation and the destination. Data are collected on immigration and emigration forms on a daily basis.</p> <p>Information on refugees are collected from arrival cards at the point of entry if the refugees follow the official routes. Refugee information is also available through the Local Government Attaches of NIS located in each of the 774 Nigerian local governments. Information collected is referred to the NCFRMI.</p> <p>Data on immigrants are derivable from arrival cards, residence and work permits issued to foreign workers in formal establishments, and from local government attachés of NIS which provide security information on foreigners living in their domain. These data are kept in the records of the agency, apart from those data made available to NPopC for further analysis. Some data on irregular emigrants are collected and are available in the records of the agency on persons stopped from leaving the country, i.e. the Refuse Departure Records. Data on trafficked persons are contained in Screening Centre records, anti-human trafficking records of the agency. Some data on irregular immigrants are collected and are available in the records of the agency on persons refused entry in to the country, i.e. the Refuse Entry Records.</p> <p>Data on labour migrants can be gleaned from the record on expatriates obtainable from the expatriate quota administration, records of residence and work permits and the local government attaches of the NIS. These data are not presently published and reported. Data on labour migrants can be gleaned from the record on Expatriates obtainable from the expatriate quota administration, records of residence and work permits and the local government attaches of the NIS.</p>

<p>National Commission for Refugees, Migrants and Internally Displaced Persons (NCFRMI)</p>	<p>Data are collected from refugee applicants who cross the Nigerian borders. Information collected on refugees includes their personal profile, country of origin, reason(s) for fleeing from their country of origin. Data are collected in conjunction with the Office of the United Nations High Commission for Refugees (UNHCR). There is no specific periodicity to the data collected. Data collection depends on events as they occur.</p> <p>Information is collected regularly from victims of displacement, who were displaced either as a result of conflicts or environmental disaster. Data are collected on the personal profile of the victim, cause(s) of displacement, site of displacement, direction of flow, vulnerability, and the destruction of property and its value. Data are collected on prescribed forms, processed and stored in the database in Lagos. The agency sources data from relevant MDAs such as NIS and MFA, for coordination purposes.</p> <p>Data on Nigerians who are given or seeking refugee status abroad are kept by the Nigerian embassies. Data collection is continuous.</p> <p>Information, which is collected from UNCHR, is based on UNCHR classification. It is reported to the management of the agency as and when the data is available.</p>
<p>Federal Ministry of Labour and Employment (FMLE)</p>	<p>The International Labour Migration Desk (ILMD) of the Ministry is charged with the responsibility of collecting data on international labour migration into the country and out of the country, and establishing a database for them. NELEX (the Nigerian Electronic Labour Exchange) was created in 2004 for this purpose but has not been functional.</p> <p>FMLE uses the ILMD data generated from NELEX and collaborates with NIS and NPC, to use the departure/exit cards to identify emigrant students and collect the following information: state of origin, local government of origin, highest qualification, type of training/qualification sought overseas, duration of study, intention to return after completion of study, and other personal characteristics. The same applies in the case of emigrant students except that additional information from NIS and NPC can be sought from the arrival/entry cards.</p> <p>The Labour Migration Desk of the agency is in charge of collecting data on the inflow of migrants by employment status and other personal characteristics; outflows of nationals for educational purposes, by sex and country of destination; number of nationals retained after studies and skill acquisition, by sex and country of destination; and the outflow of employed nationals by sex and country of destination. However, the Desk has not been able to meet this mandate on account of poor budgetary provisions.</p>

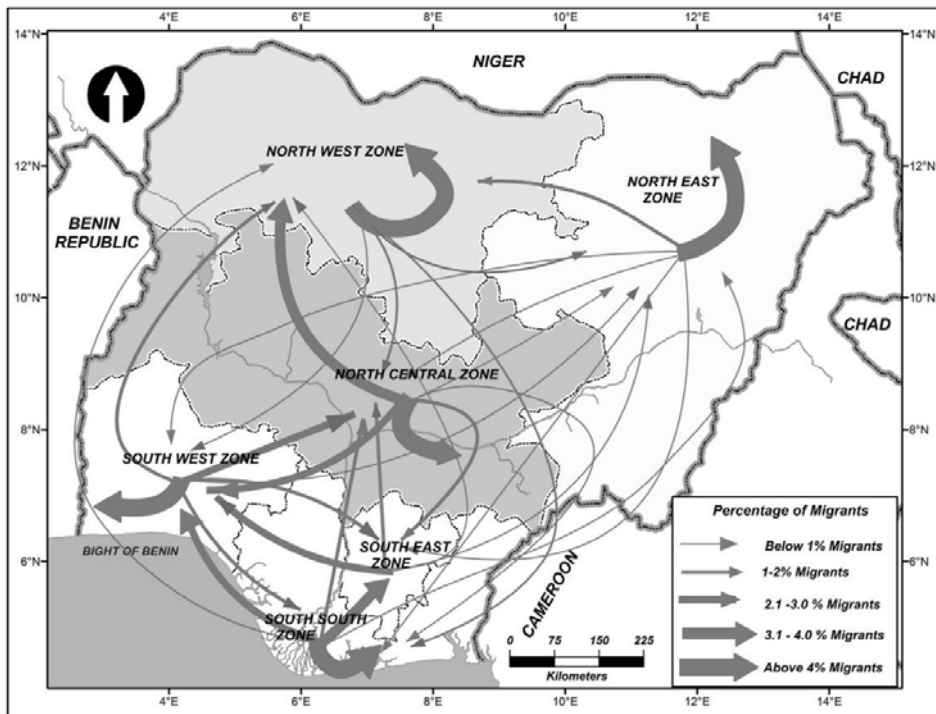
Ministry of Foreign Affairs (MFA)	<p>Information on Nigerians living abroad who receive consular services such as the renewal of visas is collected through the Nigerian embassies regularly. Also, there is a desk in some embassies that collects information on Nigerians In Diaspora Organizations (NIDO). The information includes personal profiles, level of education attained, and work activities.</p> <p>Information on irregular migrants, ‘rejected asylum seekers’ who are slated for deportation from host countries is also collected as cases arise, with detailed information on their personal profile, when they left the country, and when and how they arrived at the host country.</p> <p>Data on Nigerians who are given or are seeking refugee status abroad are kept by the Nigerian embassies. Data collection is continuous. Information, which is collected from UNCHR, is based on UNCHR classification. It is reported to the management of the agency as and when the data is available.</p> <p>Information on deportees is collected from the Nigerian embassies, with detailed information on their personal profiles. The information is reported to the management and other agencies on request. Information on the personal profile of labour immigrants who apply for entry visa into the country is available on their visa application forms. These data are not exploited beyond reporting the total figures of visa applicants and recipients to the management.</p> <p>Information on trafficked persons who are deported is collected from the Nigerian embassies, with details about their personal profiles. The information is reported to the management, and referred to NAPTIP.</p>
Nigerian National Volunteer Service (NNVS)	<p>As the agency charged with the responsibility of engaging and mobilising the Nigerian diaspora as important stakeholders in Nigeria’s development agenda, it holds a data form for collecting information on Nigerians in diaspora. The form has fields such as sex, age, marital status, current citizenship, state of origin in Nigeria, country of residence and address, next-of-kin, educational/professional job title. Information on skilled Nigerians abroad willing to make their services available in the critical sectors of the Nigerian economy (such as doctors who organise work visits to some of the states to render their services) are collected in collaboration with other agencies such as MFA.</p>

<p>National Bureau of Statistics (NBS)</p>	<p>Data on emigration can be derived from the National Living Standard Surveys of 2004 and 2009. These surveys are carried out every five years, and the resulting reports are submitted to the National Planning Commission and disseminated through the NBS web site: www.nigerianstat.gov.ng. Data are derived from the same source as that of emigration.</p> <p>In addition, data on immigrants were collected in National Panel Surveys in 2010 and 2012, and carried out yearly thereafter. Data are derived from the same source as that of emigration.</p> <p>The agency carries out National Youth Surveys which contain information on young migrants' profiles, their origin, detailed migration characteristics such as place of birth, place of previous residence in the last ten years etc. The surveys have been published yearly since 2012 but do not have detailed information on the migration profile of the youth.</p> <p>Data on remittances can be derived from the same source as those of the emigrants and immigrants. Information on remittances is not presently published and reported.</p> <p>Data on labour immigrants can be derived from the National Manpower Stock and Employment Generation surveys (2009, 2012), which are now expected to be carried out yearly. Reports are expected to be written yearly. Preliminary reports have been written and submitted to the National Planning Commission. In addition the 2006 census and post-enumeration census data contain information on migration relating to immigrant manpower stock in Nigeria and their personal characteristics. Data on remittances can be derived from the same source as those of the emigrants and immigrants. Information on remittances are not presently published and reported.</p>
--	--

<p>National Population Commission (NPC)</p>	<p>A large part of the data collected by NIS on departure and entry cards administered to travellers in and out of Nigeria at land, air and sea ports is deployed to the Commission for analysis. Data are collected on daily basis. Analysis is done on age, sex, nationality, occupation, place of departure and reasons for departure. Quarterly and annual reports are published and disseminated, the last publication was for 2010-2014, published in 2016. Data collected by NIS on arrivals from abroad are sent to this agency for analysis and the publication of Nigeria's International Migration Statistics. The Internal Migration Survey carried out in 2010 contains data on migrants, non-migrants and return migrants by households, with detailed information on their migration status, e.g. place of birth, place of previous residence, current residence, reasons for migration etc. The published report of the survey also contains reliable information on the stock, flow and characteristics of internal migration in Nigeria. It is currently ready for dissemination. Some of the characteristics of labour migrants will be generated from the completed immigration cards being administered by NIS, in particular an analysis of the reasons for departure/arrival by selected characteristics of the traveller. From 2013, these statistics were to be generated and published quarterly. The 2006 survey contains information on variables, such as work status, from which data on labour immigrants can be collated.</p> <p>The Diaspora Survey 2013 in conjunction with NNVS and funding by IOM solicited information on remittances of Nigerians abroad.</p> <p>The 2010 Internal Migration Survey contains information on the funds transfer behaviours of internal migrants. This has been published and disseminated.</p>
<p>National Emergency Management Agency (NEMA)</p>	<p>The agency collects data on Internally Displaced Persons through Local Government Authorities, State Emergency Management Agencies (SEMA) and its own (NEMA) zonal offices. These data are checked for accuracy and authenticity before being forwarded to NEMA headquarters for documentation. The information is collected on a weekly basis sent weekly to the management.</p> <p>Major stakeholders are the United Nations and its organs, and the Joint Intelligence Committee under the Vice President. The agency collects information on Nigerian returnees evacuated from countries experiencing crisis, for coordination and administrative purposes.</p>

<p>National Agency for the Prohibition of Traffic in Persons (NAPTIP)</p>	<p>Supplementary information can be obtained from this agency on internal migrants, especially abused and/or exploited children and young women, who in some cases can be classified as trafficked persons.</p> <p>Supplementary information on labour immigrants is available on irregular and trafficked persons who are employed but are caught by law-enforcing agencies such as the NIS, and referred to NAPTIP. The agency sources data on trafficked persons from the Nigerian Police, NIS, MFA, the Ministry of Women Affairs, and the Nigerian Civil Defence Organization. Data are collected electronically on variables such as sex, age, state of origin, rescue agency etc. Information on deportees is collected from the Nigerian embassies, with detailed information on personal profiles. The information is reported to the management and other agencies on request.</p>
<p>Central Bank of Nigeria (CBN)</p>	<p>Central Bank of Nigeria (CBN) –collects data on remittances by Nigerians living abroad from the returns of International Money Transfer Operators (IMTOs) and commercial banks. The IMTOs submit data on remittance directly to CBN via emails while the commercial banks submit data on account to account transfers between residents and non-residents to the CBN through the financial institutions FOREX reporting system (FIFX) (formerly electronic Financial Analysis and Surveillance System (eFASS)). Data on the standard components of remittances are published in the quarterly and annual Balance of Payments (BOP) statistics. The agency is currently working in collaboration with the African Institute for Remittances (AIR), NBS and NPC to undertake a Remittance Household Survey (RHS), which will collect data on remittance sent through both formal and informal channels.</p>
<p>Federal Ministry of Education (FME)</p>	<p>The Evaluation and Accreditation Division of the Federal Ministry of Education is currently being digitalised for best services delivery.</p>

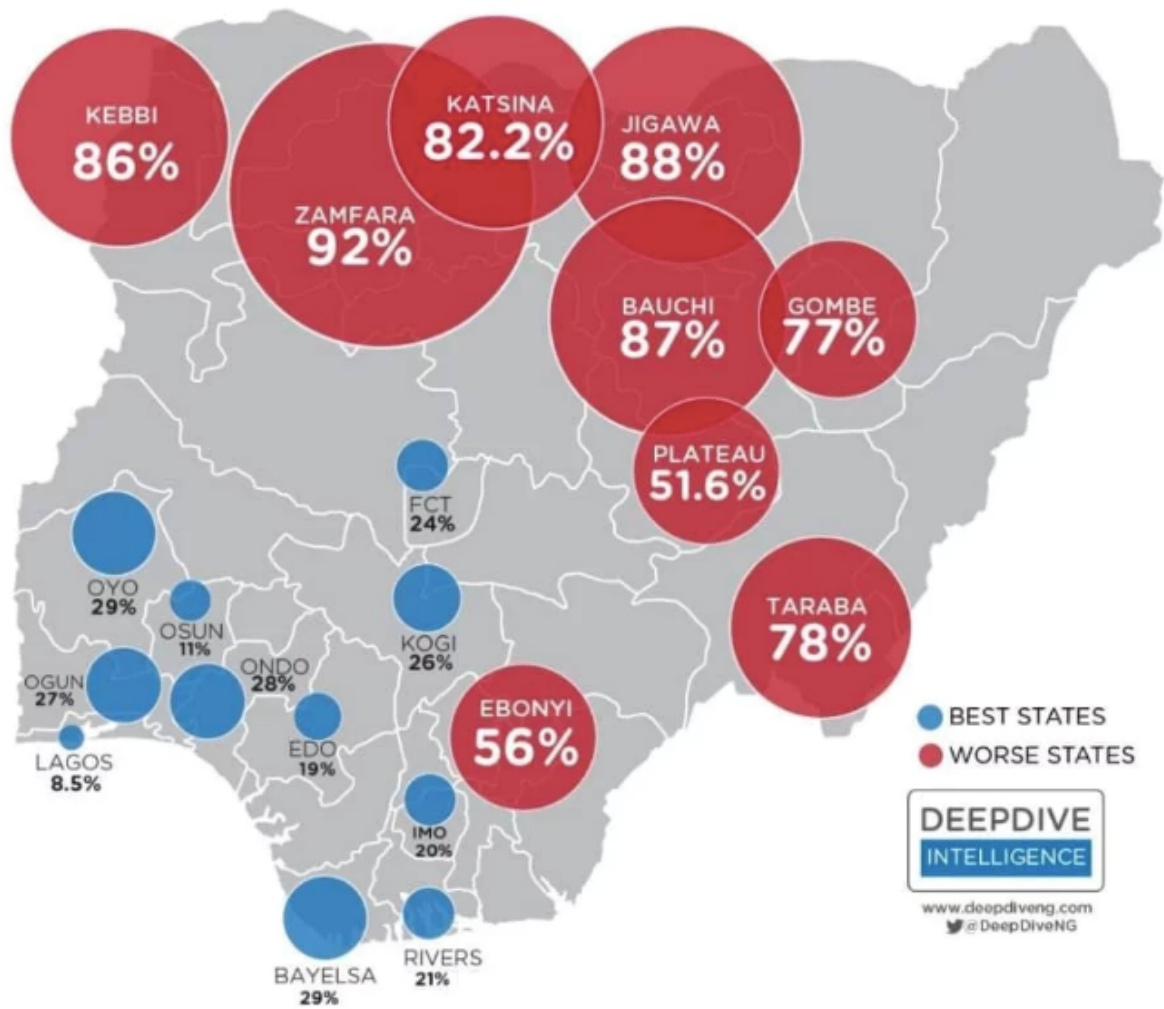
Appendix 2: Net lifetime migration by geopolitical zone of origin and current zone of residence



Source: IOM 2014; data derived from NPC, 2012

Appendix 3: Subnational poverty rates

SUBNATIONAL POVERTY RATES



Data Source: Oxford Poverty and Human Development Initiative (2017). "Nigeria Country Briefing", Multidimensional Poverty Index Data Bank. OPHI, University of Oxford.

Appendix IV: List of Selected Conventions Ratified by Nigeria

Title of Convention	Date of Ratification
Protocol against the smuggling of migrants by land, sea, and air. Supplement to the United Nations Convention against Trans-national Organised Crime	23 July 2001
Protocol to Prevent, Suppress and Punish Trafficking in Persons Especially Women and Children, Trans-national organised crime	20 April 2001
Discrimination (Employment and Occupation) Convention No 111 of 1958	23 August 2002
United Nations convention against Trans-national Organised Crime	29 March 2011
Discrimination (Employment and Occupation) Convention 1958	31 December 2001
African Charter on the Rights and Welfare of the Child	23 July 2001
African Charter on Human and People’s Right	23 June 1982
United Nations Convention Against Illicit Trafficking in Narcotic Drugs and Psychotropic Substances	3 October 1989
Convention Against Torture and Other Inhuman, Cruel, Degrading Treatment or Punishment	20 April 2000
International Labour Convention Number 146 of 1976 Concerning Annual Leave with Pay for Sea Farers	19 December 2003
International Labour Convention Recruitment and Placement of Sea Farer Convention Number 179 of 1996	19 December 2003

The Convention on the Elimination of All Forms of Discrimination against Women (CEDAW, 1979) 1985

International Convention on the Protection of the Rights of All Migrant Workers and members of their Families (1990) 19 January 2009

UN Convention on the Rights of the Child (1991). 1991

ILO Prohibition and Immediate Action for the Elimination of the Worst Forms of Child Labour Convention (C182, 1999) 2002

Source. Compiled by the author



No. 55 Hassan Musa Katsina Road, Asokoro-Extension,
Abuja-Nigeria.