

**Fig 1.1** Map showing CCCM sites coverage and inaccessible areas



**NEW ARRIVALS / RECEPTION CENTRE**

Reception centres were set-up by IOM to improve the protective environment and assistance to newly arrived populations. Reception services to newly arrived displaced populations have been set up in Bama, Banki, Dikwa, Gwoza, Konduga and Pulka. IOM is working with a wide range of partners who provide various assistance and services to the IDPS which range from Shelter assistance, Food assistance, NFIs, Protection and Medical assistance among others.

- 53% of new arrivals were assisted with food.
- 33% of new arrivals were assisted with NFIs.
- 87% had access to health care services.
- All new arrivals were provided with shelter solution. The following Camps and Reception centers below received a total number of 1336 Households and 5111 Individuals within the reporting period.

BAMA RECEPTION CENTRE, BANKI RECEPTION CENTRE, AGRIC IDP CAMP DIKWA, AISHA BUHARI CAMP KAGA, GSSSS CAMP BAMA, GSS CAMP GWOZA, LOWCOST DAMBOA, MASARMARI DIKWA, SEGERE DUTSE GIREI, CAMP D PULKA, PULKA RECEPTION CENTER AND ZONAL EDUCATION CAMP, BIU.



**Fig 2.3** Showing Total number of New arrivals HHs/INDs during the reporting month

**EXCECUTIVE SUMMARY**

As part of the response to the humanitarian needs during the on-going conflict in northeast Nigeria, the International Organization for Migration (IOM) is supporting the National Emergency Management Agency (NEMA) and State Emergency Management Agency (SEMA) in the management of IDP camps. Through stationed and mobile CCCM teams, IOM assessed 55 sites and 6 reception centre in Borno and 21 in Adamawa. IOM has deployed 78 Site Management Assistants who are supporting SEMA/NEMA camp management staff in the management of IDP sites. IOM is also managing some IDP sites on behalf of SEMA/NEMA where government camp managers are not present. IOM contributes to the overall northeast Nigeria humanitarian response through speedy reporting of gaps and needs in IDP sites, organization of IDP community participatory structures and contributing to deep field coordination mechanisms for some locations. The Service Monitoring Tool (SMT), produced by the IOM CCCM unit, serves as a monthly tool to check the quantity and quality of humanitarian services provided to the IDP populations and flagging major gaps to enable speedy response.

## SHELTER

- 88% of the sites have shelter actors present.
- 47% of the IDPs HHs are living in emergency shelter, 22% in makeshift, 11% in public facilities, 15% in collective/communal shelter, 9% in transitional shelter and 0.14% need shelter solution.

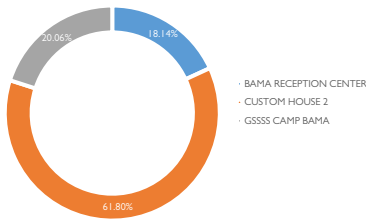


Fig 2.1 Showing Sites and Percentage of HHs without Shelter Support

## WaSH

- 95% of sites have WaSH actors present.
- 13% of latrines are dysfunctional.
- 15% of showers are dysfunctional.

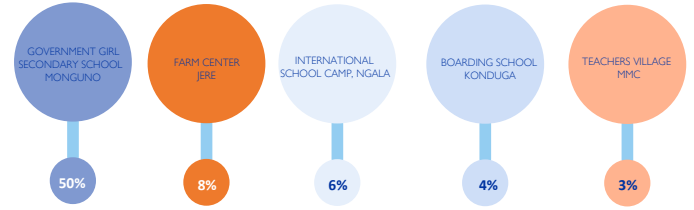


Fig 2.2 Showing major dysfunctional latrines in 5 sites.

## HEALTH

- 70% of the sites have health actors present.
- 76% of IDPs have access to medicine.
- With 46%, Fever was reported to be the most prevalent health challenge across sites.

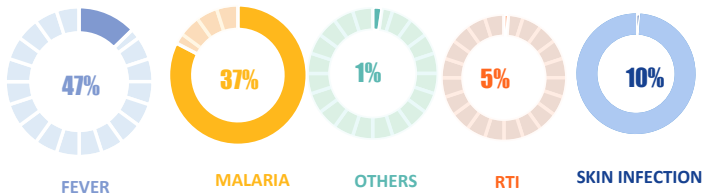


Fig 2.3 Showing Most Prevalent Health Problem across Sites

## NUTRITION

- 67% of the sites have nutrition actors present.
- New cases of Severe acute malnutrition and moderate acute malnutrition was reported to have occurred in children less than 5 years across all IOM managed sites

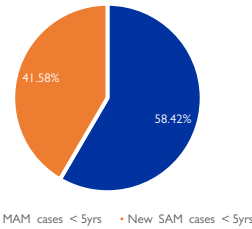


Fig 2.4 Showing percentage of MAM and SAM cases in children less than 5

## PROTECTION

- 82% of the sites have protection actors present.
- Reporting of GBV cases is active across 77% of the sites.

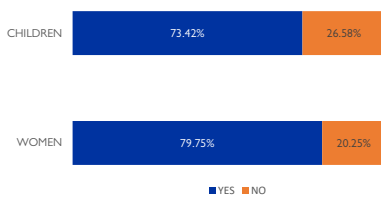


Fig 2.5 Showing Protection activities with Women and Children

## FOOD

- 70.1% of the sites have food security actors present.
- 15387 HHs which constitute 14% of the population of IDPs across the sites are not receiving food assistance due to non-coverage of site by food security actors or not HHs not being captured for GFD.

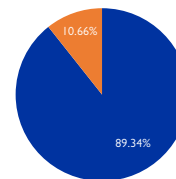


Fig 2.6 HHs receiving and not receiving food support.

## NFI

- 88% of the sites have NFI actors present.
- 54943 HHs which constitute 49% of the population of IDPs across the sites need NFI support.

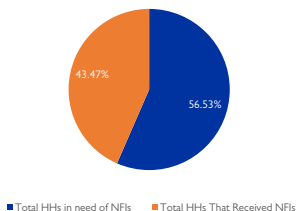


Fig 2.7 HHs receiving and not receiving NFI support.



To view an interactive version of this report, Please scan the QR Code

SCAN ME

For further information, Contact IOM - CCCM Nigeria : [cccmnigeriaext@iom.int](mailto:cccmnigeriaext@iom.int)

[IOM- CCCM WEBPAGE](#)