

Fig 1.1 Map showing CCCM sites coverage and inaccessible areas



NEW ARRIVALS / RECEPTION CENTRE

Reception centres were set-up by IOM to improve the protective environment and assistance to newly arrived populations. Reception services to newly arrived displaced populations have been set up in Bama, Banki, Dikwa, Gwoza, Konduga and Pulka. IOM is working with a wide range of partners who provide various assistance and services to the IDPS which range from Shelter assistance, Food assistance, NFIs, Protection and Medical assistance among others.

- 50% of new arrivals were assisted with food.
- 25% of new arrivals were assisted with NFIs.
- 83% had access to health care services.
- 66% of new arrivals were provided with shelter solution. The following Camps and Reception centers below received a total number of 703 Households and 3004 Individuals within the reporting period.

20 HOUSING UNIT GWOZA, AISHA BUHARI CAMP KAGA, BAMA RECEPTION CENTRE, BANKI RECEPTION CENTRE, CAMP D ARRIVAL CENTRE PULKA, GWOZA RECEPTION CENTRE, CHEKAMIDERI, GSSSS CAMP BAMA, LOWCOST/SDP, MUNA EL BADAAY, PULKA RECEPTION CENTRE.



Fig 2.3 Showing Total number of New arrivals HHs/INDS during the reporting month

EXCECUTIVE SUMMARY

As part of the response to the humanitarian needs during the on-going conflict in northeast Nigeria, the International Organization for Migration (IOM) is supporting the National Emergency Management Agency (NEMA) and State Emergency Management Agency (SEMA) in the management of IDP camps. Through stationed and mobile CCCM teams, IOM assessed 55 sites and 6 reception centre in Borno and 21 in Adamawa. IOM has deployed 78 Site Management Assistants who are supporting SEMA/NEMA camp management staff in the management of IDP sites. IOM is also managing some IDP sites on behalf of SEMA/NEMA where government camp managers are not present. IOM contributes to the overall northeast Nigeria humanitarian response through speedy reporting of gaps and needs in IDP sites, organization of IDP community participatory structures and contributing to deep field coordination mechanisms for some locations. The Service Monitoring Tool (SMT), produced by the IOM CCCM unit, serves as a monthly tool to check the quantity and quality of humanitarian services provided to the IDP populations and flagging major gaps to enable speedy response.

SHelter

- 84% of the sites have shelter actors present.
- 50% of the IDPs HHs are living in emergency shelter, 22% in makeshift, 9% in public facilities, 10% in collective/communal shelter, 8% in transitional shelter and 0.3% need shelter solution.

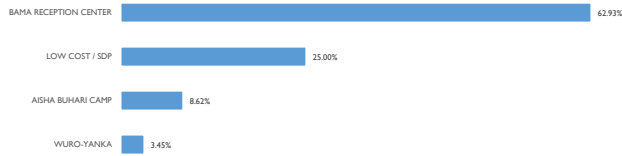


Fig 2.1 Showing Sites and Percentage of HHs without Shelter Support

HEALTH

- 67% of the sites have health actors present.
- 71% of IDPs have access to medicine.
- With 44%, Malaria was reported to be the most prevalent health challenge across sites.

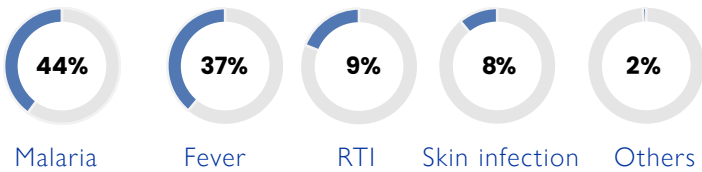


Fig 2.3 Showing Most Prevalent Health Problem across Sites

PROTECTION

- 89% of the sites have protection actors present.
- Monitoring and Reporting of GBV cases is active across 83% of the sites.

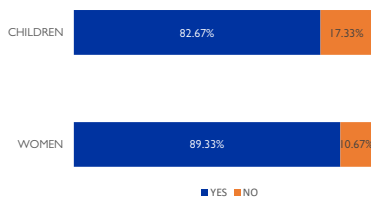


Fig 2.5 Showing Protection activities with Women and Children

NFI NFI

- 84% of the sites have NFI actors present.
- 60,607 HHs which constitute 59% of the population of IDPs across the sites need NFI support.

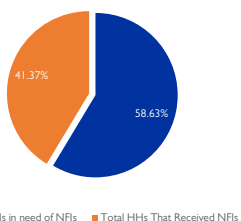


Fig 2.7 HHs receiving and not receiving NFI support.

WaSH

- 92% of sites have WaSH actors present.
- 15% of latrines are dysfunctional.
- 10% of showers are dysfunctional.

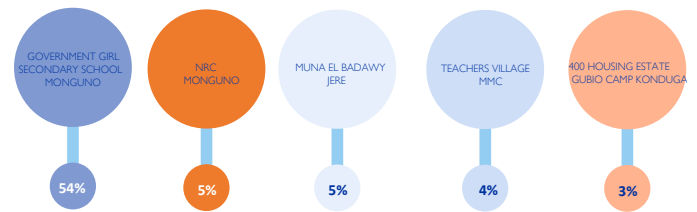


Fig 2.2 Showing major dysfunctional latrines in 5 sites.

NUTRITION

- 68% of the sites have nutrition actors present.
- New cases of Severe acute malnutrition and moderate acute malnutrition was reported to have occurred in children less than 5 years across all IOM managed sites

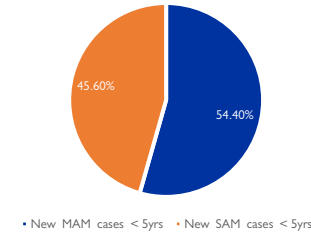


Fig 2.4 Showing percentage of MAM and SAM cases in children less than 5

FOOD

- 66% of the sites have food security actors present.
- 8571 HHs which constitute 8% of the population of IDPs across the sites are not receiving food assistance due to non-coverage of site by food security actors or not HHs not being captured for GFD.

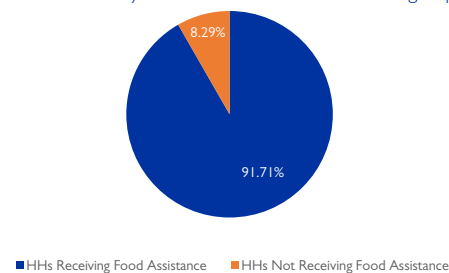


Fig 2.6 HHs receiving and not receiving food support.



To view an interactive version of this report, Please scan the QR Code

For further information, Contact IOM - CCCM Nigeria : cccmnigeriaext@iom.int

[IOM- CCCM WEBPAGE](#)