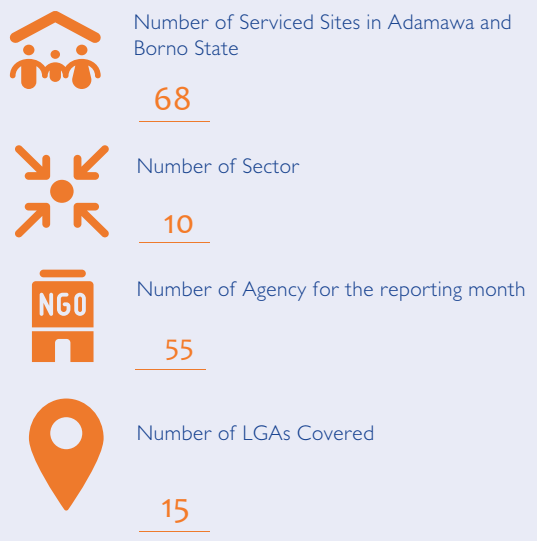


REPORTING PERIOD: MONTHLY

KEY FIGURES



BACKGROUND

The Service Mapping Report captures the services that are being provided and actors who are present in the camp and camp-like settings managed by IOM CCCM and her Implementing Partner in Borno and Adamawa states.

WHO: There are 55 distinct actors who aided across the 6 IOM managed sites. 51 of these actors assisted in Borno state while 11 assisted in Adamawa state.

WHAT: 10 distinct sectoral assistance – Camp Coordination and Camp Management [2 agencies], Non-Food Items [7 agencies], Shelter [7 agencies], WASH [17 agencies], Livelihood [9 agencies], Protection [32 agencies], Health [12 agencies], Food Security [10 agencies], Education [7 agencies], and Nutrition [13 agencies] were provided through the reporting period.

WHERE: These assistances were provided across 68 IDP sites and 15 Host Community locations in Adamawa and Borno states.

WHOM: Internally Displaced Persons (New arrivals and Returnees inclusive) [90.26%] and some inhabitants in Host Communities [9.74%] were the beneficiaries of the assistance provided.

For full information/Online interactive section Kindly click on the below link:

[SERVICE MAPPING REPORT](#)

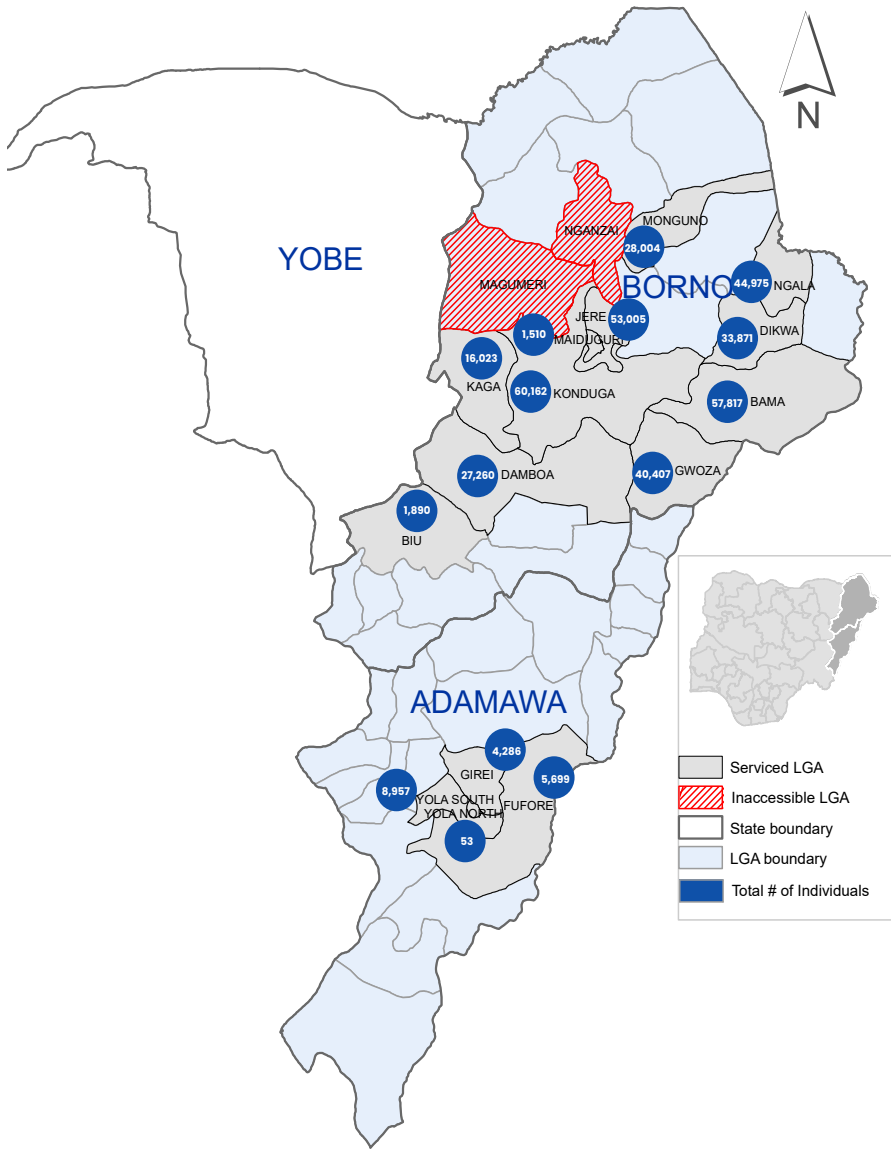


Fig 1.1 Map showing IOM-CCCM sites Serviced and Sector presence.

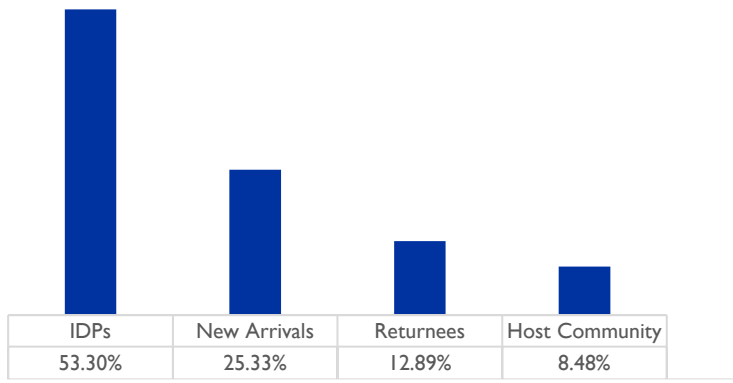


Fig 1.2 Shows reached population across all sites.

LGA's, SECTORS AND PARTNERS IN BORNO STATE OF NIGERIA										
LGA	SECTOR	AGENCY	LGA	SECTOR	AGENCY	LGA	SECTOR	AGENCY		
BAMA	EDUCATION	MAG	GWOZA	CCCM	IOM	KONDUGA	CCCM	IOM		
		ROHI		EDUCATION	GEPADC		EDUCATION	GEPADC		
		UNICEF		EDUCATION	IRC		EDUCATION	ROHI		
	FOOD SECURITY	INTERSOS		NRC	FOOD SECURITY		UNICEF	FOOD SECURITY	BOWDI	
	HEALTH	FHI360		FOOD SECURITY	PLAN INTL.		HEALTH	IOM	HEALTH	SPHCDA
		INTERSOS		HEALTH	IOM		HEALTH	IRC	HEALTH	UNICEF
		UNICEF		HEALTH	IRC		LIVELIHOOD	UNICEF	LIVELIHOOD	IOM
		WHO		HEALTH	UNICEF		WHO	WHO	NUTRITION	BOWDI
	LIVELIHOOD	FAO		LIVELIHOOD	CARITAS		LIVELIHOOD	MC	NUTRITION	UNICEF
		GISCOR		LIVELIHOOD	MC		NFI	IOM	PROTECTION	BOWDI
		UNFPA		NFI	UNHCR		NFI	UNHCR		CARITAS
	DRC	NUTRITION		IRC	NUTRITION		MC	GISCOR		
	NRCS	NUTRITION		UNICEF	NUTRITION		PLAN INTL.	GOAL PRIME		
	UNICEF	PROTECTION		BOWDI	NUTRITION		IRC	IMC		
	BOWDI			NUTRITION	MC		NUTRITION	IOM		
	CARITAS			NUTRITION	PLAN INTL.		NUTRITION	MAG		
	CI			NUTRITION	UNICEF		NUTRITION	NHRC		
	DRC			NUTRITION	BOWDI		NUTRITION	UNFPA		
	GISCOR			PROTECTION	GPON		PROTECTION	BOWDI		UNFPA
	IA				PROTECTION		DRC	PROTECTION	IOM	
INTERSOS	PROTECTION		GISCOR		PROTECTION	AAH/ACF				
PLAN INTL.	PROTECTION		IOM		PROTECTION	ICRC				
UNHCR	PROTECTION		IRC		PROTECTION	IOM				
SHELTER	PROTECTION	MAG	PROTECTION		UNICEF					
WASH	PROTECTION	MI	PROTECTION		SHELTER					
CCCM	PROTECTION	NCA	PROTECTION		IOM					
FOOD SECURITY	PROTECTION	NHRC	PROTECTION		AAH/ACF					
FOOD SECURITY	PROTECTION	PLAN INTL.	PROTECTION		INTEROSOS					
DAMBOA	HEALTH	MDM-FRANCE	SHELTER	IOM	MONGUNO	HEALTH	AAH/ACF			
	NFI	IOM	WASH	IOM		HEALTH	ICRC			
	NUTRITION	IMC	WASH	IRC		LIVELIHOOD	IOM			
	PROTECTION	GISCOR	PROTECTION	IOM		NFI	ICRC			
		IMC	PROTECTION	IRC		NFI	IOM			
		MC	PROTECTION	MC		NFI	NRC			
		MDM-FRANCE	PROTECTION	MI		NUTRITION	INTEROSOS			
		NHRC	PROTECTION	NCA		PROTECTION	ICRC			
		PLAN INTL.	PROTECTION	UNICEF		PROTECTION	IOM			
	SHELTER	GISCOR	JERE	CCCM		IOM	SHELTER	ICRC		
		ICRC		EDUCATION		ROHI		SHELTER	IOM	
		IOM		EDUCATION		SPHCDA		SHELTER	NRC	
		MC		HEALTH		TDH		WASH	AAH/ACF	
	IMC	HEALTH		UNICEF		WASH	ICRC			
MC	NUTRITION	ALIMA		WASH	IRC					
WASH	NUTRITION	DRC		WASH	NRC					
CCCM	PROTECTION	GISCOR		WASH	SI					
FOOD SECURITY	PROTECTION	GPON		WASH	IOM					
DIKWA	HEALTH	INTERSOS		WASH	CIDAR	NGALA	CCCM	IOM		
	NUTRITION	IOM		WASH	UNICEF		EDUCATION	UNICEF		
	PROTECTION	GISCOR		KAGA	CCCM		IOM	FOOD SECURITY	CI	
		IOM			CCCM		IOM	FOOD SECURITY	DRC	
	SHELTER	GISCOR			HEALTH		WHO	HEALTH	FHI360	
		SI	NUTRITION		AAH/ACF		HEALTH	INTEROSOS		
	WASH	UNHCR	NUTRITION		CRS		PROTECTION	DRC		
		DRC	WASH		CRS		PROTECTION	GISCOR		
		IOM	WASH		IOM		PROTECTION	GPON		
		SI					PROTECTION	IOM		
					PROTECTION	UNFPA				
MAIDUGURI M. C.	CCCM	IOM				SHELTER	MC			
	HEALTH	ALIMA			WASH	FHI360				
	LIVELIHOOD	IOM			WASH	MC				
		UNFPA			WASH	SI				
	NUTRITION	AAH/ACF								
		SAVE THE CHILDREN								
	PROTECTION	GISCOR								
		IOM								
WASH	CIDAR									
	IOM									

Fig 2.3 Table showing LGAs, Actors and various sectors.

LGA's, SECTORS AND PARTNERS IN ADAMAWA STATE OF NIGERIA										
LGA	SECTOR	AGENCY	LGA	SECTOR	AGENCY	LGA	SECTOR	AGENCY		
FUFORE	CCCM	IOM	GIREI	CCCM	IOM	YOLA NORTH	CCCM	IOM		
	EDUCATION	UNICEF		LIVELIHOOD	CARITAS		NFI	IOM		
	HEALTH	WHO		NFI	HARAF		IOM	PROTECTION	CARITAS	
	NFI	HARAF						IOM	WASH	IOM
		IOM						NRC	YOLA SOUTH	CCCM
	PROTECTION	CARITAS		PROTECTION	IOM		HEALTH	IOM		
	SHELTER	IOM		SHELTER	IOM	NRC	NFI	HARAF		
		DRC							IOM	IOM
	WASH	IOM		SHELTER	NRC	UNHCR	PROTECTION	IOM		
		NRC							IOM	IOM
				WASH	IOM	NRC	SHELTER	IOM		
									WASH	IOM
						WASH	DRC			
								WASH	IOM	
						WASH	NRC			
								WASH	NRCS	

Fig 2.3 Table showing LGAs, Actors and various sector.(cont.)

SECTOR	% OF AGENCY
CCCM	12.60%
EDUCATION	3.60%
FOOD SECURITY	6.00%
HEALTH	7.00%
LIVELIHOOD	3.20%
NFI	5.40%
NUTRITION	6.20%
PROTECTION	28.40%
SHELTER	8.80%
WASH	18.80%

Fig 2.1 Table showing Partners and various sector involvement.

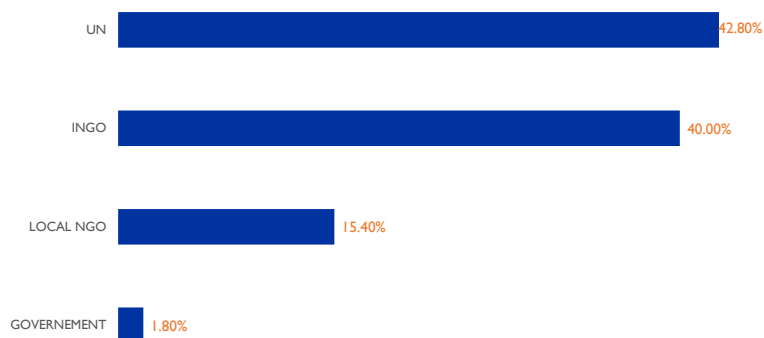


Fig 2.2. Chart showing percentage of partners activities.



To view an interactive version of this report, Please scan the QR Code

Scan Me

For further information, Contact IOM CCCM Nigeria :

Email: cccmnigeriaext@iom.int