

REPORTING PERIOD: MONTHLY

KEY FIGURES

-  Number of Served Sites in Adamawa and Borno State
72
-  Number of Sector
10
-  Number of Agency for the reporting month
67
-  Number of LGAs Covered
15

BACKGROUND

The Service Mapping Report captures the services that are being provided and actors who are present in the camp and camp-like settings managed by IOM CCCM and her Implementing Partner in Borno and Adamawa

WHO

There are 65 distinct actors who aided across the 72 IOM managed sites. 63 of these actors assisted in Borno state while 10 assisted in Adamawa state.

WHAT

10 distinct sectoral assistance – Camp Coordination and Camp Management [2 agencies], Non-Food Items [6 agencies], Shelter [7 agencies], WASH [19 agencies], Livelihood [10 agencies], Protection [38 agencies], Health [12 agencies], Food Security [12 agencies], Education [9 agencies], and Nutrition [12 agencies] were provided through the reporting period.

WHERE

These assistances were provided across 72 IDP sites and 18 Host Community locations in Adamawa and Borno states.

WHOM

Internally Displaced Persons (New arrivals and Returnees inclusive) [89.33%] and some inhabitants in Host Communities [10.67%] were the beneficiaries of the assistance provided.

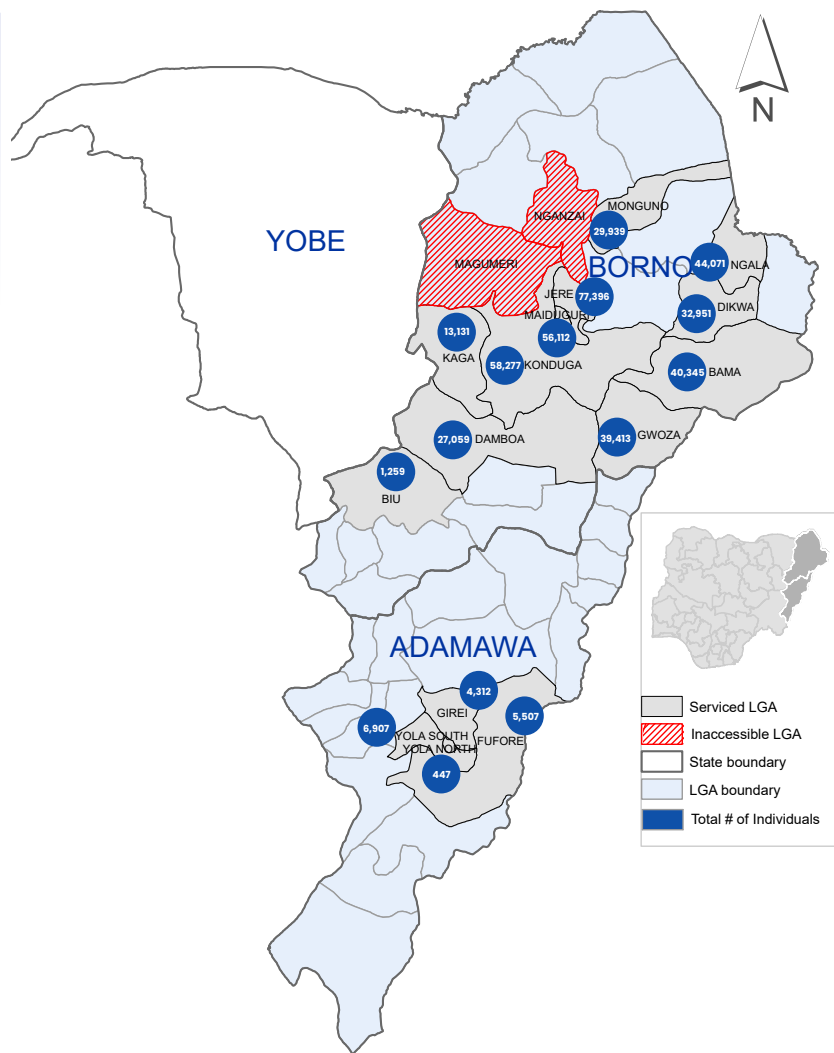


Fig 1.1 Map showing IOM-CCCM sites Served and Sector presence.

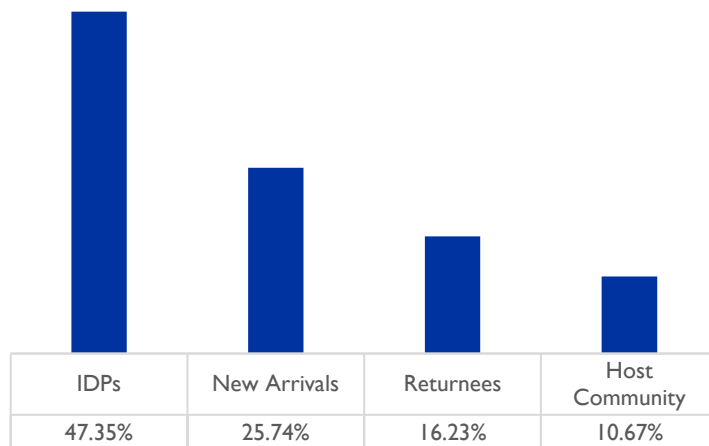


Fig 1.2 Shows reached population across all sites.

For full information/Online interactive section
Kindly click on the below link:

LGA's, SECTORS AND PARTNERS IN BORNO STATE OF NIGERIA								
LGA	SECTOR	AGENCY	LGA	SECTOR	AGENCY	LGA	SECTOR	AGENCY
BAMA	CCCM	IOM	GWOZA	CCCM	IOM	KONDUGA	CCCM	IOM
	EDUCATION	MAG UNICEF		EDUCATION	IRC NRC TDH UNICEF		EDUCATION	ROHI
	FOOD SECURITY	INTERSOS MC		FOOD SECURITY	PLAN INTL. IOM		FOOD SECURITY	BOWDI
	HEALTH	INTERSOS IOM UNICEF WHO		HEALTH	IRC UNICEF WHO		PROTECTION	BOWDI GISCOR GOAL PRIME IMC
	LIVELIHOOD	FAO UNFPA		LIVELIHOOD	CARITAS IOM		NHRC NRCS PLAN INTL. UNFPA	
	NFI	DRC MC		NFI	IOM		SHELTER	IOM
	NUTRITION	UNICEF		NUTRITION	IRC PLAN INTL. UNHCR UNICEF		WASH	AAH/ACF IOM MI UNICEF
	PROTECTION	BOWDI GISCOR GPON IA INTERSOS IOM NEEM NRCS UNHCR		PROTECTION	BOWDI DRC GISCOR IOM IRC MAG MI NCA NHRC NRCS PLAN INTL. TDH UNFPA UNHCR UNICEF		HEALTH	AAH/ACF IOM IRC SPHCDA UNICEF WHO
	SHELTER	MC UNHCR		SHELTER	IOM MC		LIVELIHOOD	IOM UNFPA
	WASH	IOM		WASH	DRC IOM IRC MC MI NCA NRC UNICEF		NUTRITION	IMC
	CCCM	IOM		CCCM	IOM		PROTECTION	BOWDI GEPADC GISCOR ICRC IMC IOM JDPC NRCS
	FOOD SECURITY	IMC		FOOD SECURITY	SEMA		SHELTER	IOM
	HEALTH	MDM-FRANCE		HEALTH	SPHCDA TDH		WASH	CIDAR IMC IOM
	NFI	IOM MC		NFI	AUN SIF UNFPA		CCCM	IOM
NUTRITION	IMC	NUTRITION	ALIMA SALIENT	FOOD SECURITY	INTERSOS			
PROTECTION	GISCOR GPON IMC MC MDM-FRANCE NHRC PLAN INTL. ICRC	PROTECTION	DRC GISCOR GPON IOM NRCS UNFPA	HEALTH	AAH/ACF ICRC			
SHELTER	IOM MC	WASH	CIDAR ICRC IOM SIF UNICEF	LIVELIHOOD	IOM			
WASH	IMC MC	CCCM	IOM	NFI	IOM NRC			
DAMBOA	CCCM	IOM	JERE	EDUCATION	ROHI	MONGUNO	CCCM	IOM
	FOOD SECURITY	IMC		FOOD SECURITY	SEMA		FOOD SECURITY	INTERSOS
	HEALTH	MDM-FRANCE		HEALTH	SPHCDA TDH		HEALTH	AAH/ACF ICRC
	NFI	IOM MC		LIVELIHOOD	AUN SIF UNFPA		LIVELIHOOD	IOM
	NUTRITION	IMC		NUTRITION	ALIMA SALIENT		NFI	IOM NRC
	PROTECTION	GISCOR GPON IMC MC MDM-FRANCE NHRC PLAN INTL. ICRC		PROTECTION	DRC GISCOR GPON IOM NRCS UNFPA		PROTECTION	IOM IRC UNHCR
	SHELTER	IOM MC		WASH	CIDAR ICRC IOM SIF UNICEF		SHELTER	IOM NRC
	WASH	IMC MC		CCCM	IOM		WASH	AAH/ACF ICRC IRC NRC SI
	CCCM	IOM		EDUCATION	ROHI		CCCM	IOM
	FOOD SECURITY	CI		FOOD SECURITY	SEMA		EDUCATION	UNICEF
	HEALTH	FHI360 INTERSOS IOM		HEALTH	SPHCDA TDH		FOOD SECURITY	DRC
	LIVELIHOOD	CRUDAN		LIVELIHOOD	AUN SIF UNFPA		HEALTH	FHI360 INTERSOS
	NFI	IOM		NUTRITION	ALIMA SALIENT		NUTRITION	DRC
	NUTRITION	CI FHI360		PROTECTION	DRC GISCOR GPON IOM NRCS UNFPA		PROTECTION	DRC GISCOR GPON IOM
PROTECTION	FHI360 GISCOR INTERSOS IOM TDH	WASH	CIDAR ICRC IOM SIF UNICEF	PROTECTION	LABI PLAN INTL. UNFPA UNHCR			
SHELTER	GISCOR SI	CCCM	IOM	SHELTER	MC			
WASH	DRC IOM SI	FOOD SECURITY	COOPI CRS	WASH	FHI360 MC SI UNICEF			
DIKWA	CCCM	IOM	KAGA	HEALTH	WHO	NGALA	EDUCATION	UNICEF
	FOOD SECURITY	CI		HEALTH	AAH/ACF PLAN INTL.		FOOD SECURITY	DRC
	HEALTH	FHI360 INTERSOS IOM		NUTRITION	AAH/ACF PLAN INTL.		HEALTH	FHI360 INTERSOS
	LIVELIHOOD	CRUDAN		PROTECTION	IOM		NUTRITION	DRC
	NFI	IOM		WASH	CRS IOM		PROTECTION	DRC GISCOR GPON IOM
	NUTRITION	CI FHI360		CCCM	IOM		PROTECTION	LABI PLAN INTL. UNFPA UNHCR
	PROTECTION	FHI360 GISCOR INTERSOS IOM TDH		FOOD SECURITY	COOPI CRS		SHELTER	MC
	SHELTER	GISCOR SI		HEALTH	WHO		WASH	FHI360 MC SI UNICEF
	WASH	DRC IOM SI		NUTRITION	AAH/ACF PLAN INTL.		CCCM	IOM
	CCCM	IOM		PROTECTION	IOM		EDUCATION	UNICEF
	FOOD SECURITY	CI		WASH	CRS IOM		FOOD SECURITY	DRC
	HEALTH	FHI360 INTERSOS IOM		CCCM	IOM		HEALTH	FHI360 INTERSOS
	LIVELIHOOD	CRUDAN		FOOD SECURITY	COOPI CRS		NUTRITION	DRC
	NFI	IOM		HEALTH	WHO		PROTECTION	DRC GISCOR GPON IOM
NUTRITION	CI FHI360	NUTRITION	AAH/ACF PLAN INTL.	PROTECTION	LABI PLAN INTL. UNFPA UNHCR			
PROTECTION	FHI360 GISCOR INTERSOS IOM TDH	WASH	CRS IOM	SHELTER	MC			
SHELTER	GISCOR SI	CCCM	IOM	WASH	FHI360 MC SI UNICEF			

Fig 2.3 Table showing LGAs, Actors and various sectors.

LGA's, SECTORS AND PARTNERS IN ADAMAWA STATE OF NIGERIA								
LGA	SECTOR	AGENCY	LGA	SECTOR	AGENCY	LGA	SECTOR	AGENCY
GIREI	CCCM	IOM	FUFORE	CCCM	IOM	YOLA NORTH	CCCM	IOM
	LIVELIHOOD	CARITAS		LIVELIHOOD	IOM		PROTECTION	CARITAS
	NFI	HARAF		NFI	HARAF		WASH	IOM
		IOM			IOM		CCCM	IOM
		NRC		PROTECTION	CARITAS		FOOD SECURITY	NEMA
	PROTECTION	CARITAS			IOM		HEALTH	IOM
		ICRC		SHELTER	IOM		LIVELIHOOD	CARITAS
		IOM			NRC		IOM	
		NRC		WASH	IOM		NFI	
	SHELTER	IOM			NRC		HARAF	
		NRC			NRC		IOM	
	WASH	IOM			NRCS		PROTECTION	
		NRC					IOM	
		NRCS					NRC	
					SHELTER			
					IOM			
					NRC			
					UNHCR			
					WASH			
					DRC			
					IOM			
					NRC			

Fig 2.3 Table showing LGAs, Actors and various sector.(cont.)

SECTOR	% OF AGENCY
CCCM	11.86%
EDUCATION	3.20%
FOOD SECURITY	6.59%
HEALTH	7.72%
LIVELIHOOD	3.39%
NFI	6.21%
NUTRITION	4.52%
PROTECTION	28.63%
SHELTER	8.85%
WASH	19.02%

Fig 2.1 Table showing Partners and various sector involvement.

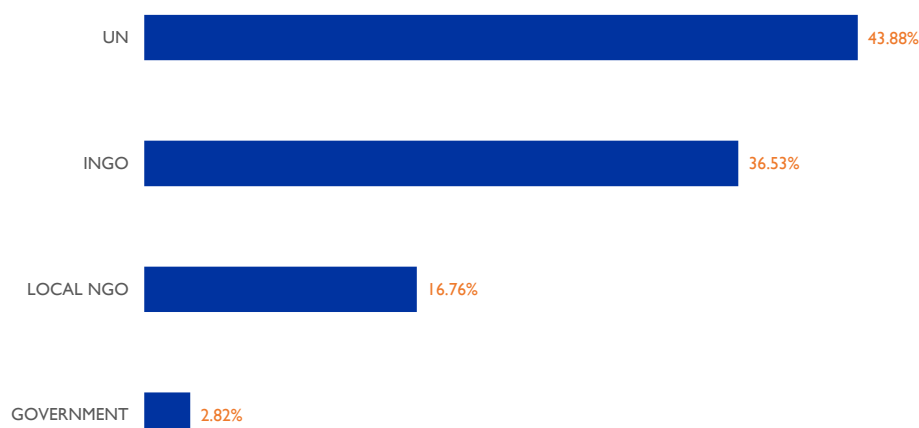


Fig 2.2. Chart showing percentage of partners activities.



To view an interactive version of this report, Please scan the QR Code

Scan Me

For more information, Contact: MIKA Mugogo (CCCM Project Manager)
mmugogo@iom.int, +234 (0) 8121565300