

REPORTING PERIOD: MONTHLY
KEY FIGURES



Number of Serviced Sites in Adamawa and Borno State

87



Number of Sector

10



Number of Agency for the reporting month

51



Number of LGAs Covered

15

BACKGROUND

The Service Mapping Report captures the services that are being provided and actors who are present in the camp and camp-like settings managed by IOM CCCM and her Implementing Partner in Borno and Adamawa states.

WHO

There are 65 distinct actors who aided across the 72 IOM managed sites. 63 of these actors assisted in Borno state while 10 assisted in Adamawa state.

WHAT

10 distinct sectoral assistance – Camp Coordination and Camp Management [2 agencies], Non-Food Items [8 agencies], Shelter [12 agencies], WASH [21 agencies], Livelihood [10 agencies], Protection [40 agencies], Health [15 agencies], Food Security [11 agencies], Education [10 agencies], and Nutrition [14 agencies] were provided through the reporting period.

WHERE

These assistances were provided across 72 IDP sites and 18 Host Community locations in Adamawa and Borno states.

WHOM

Internally Displaced Persons (New arrivals and Returnees inclusive) [90.2%] and some inhabitants in Host Communities [9.8%] were the beneficiaries of the assistance provided.

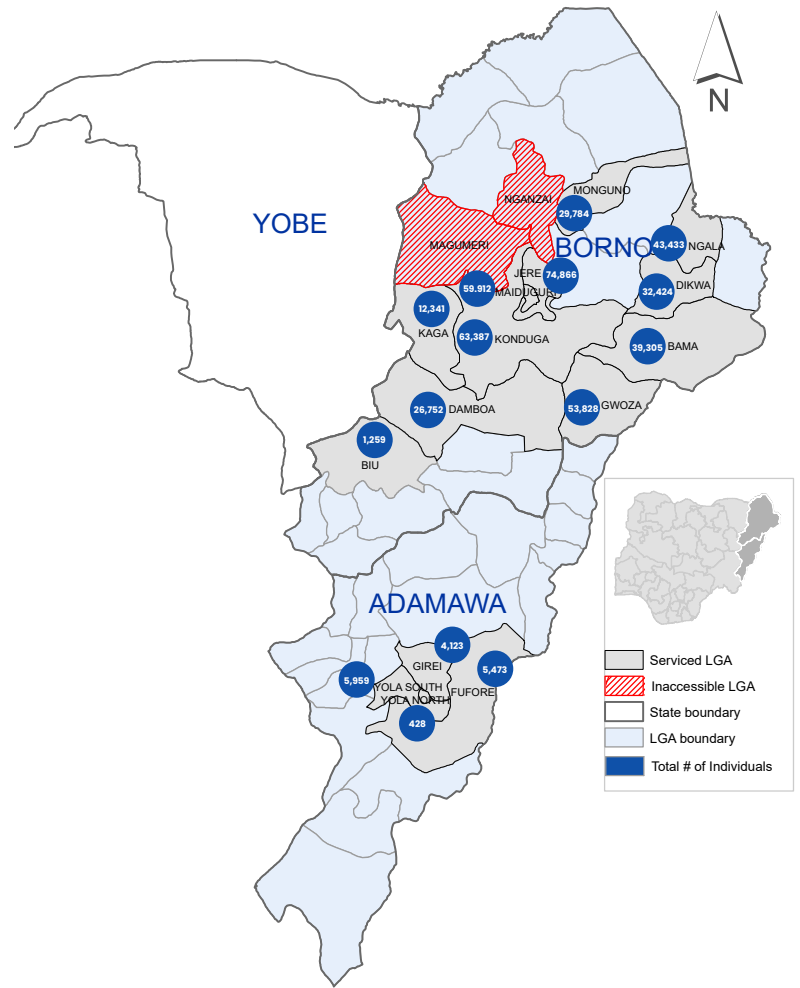


Fig 1.1 Map showing IOM-CCCM sites Serviced and Sector presence.

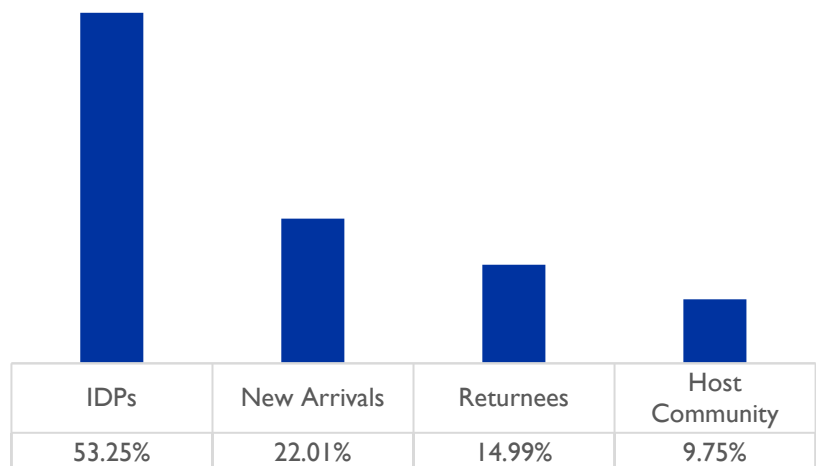


Fig 1.2 Shows reached population across all sites.

For full information/Online interactive section
Kindly click on the below link:

LGA's, SECTORS AND PARTNERS IN BORNO STATE OF NIGERIA										
LGA	SECTOR	AGENCY	LGA	SECTOR	AGENCY	LGA	SECTOR	AGENCY		
BAMA	EDUCATION	MAG	GWOZA	CCCM	IOM	KONDUGA	CCCM	IOM		
		UNICEF			EDUCATION		NRC	EDUCATION	ROHI	
	FOOD SECURITY	INTERSOS					TDH		SAVE THE CHILDREN	
		INTERSOS					UNICEF		BOWDI	
	HEALTH	UNICEF			FOOD SECURITY		PLAN INTL.		FOOD SECURITY	CAID
		WHO					IOM			SAVE THE CHILDREN
	LIVELIHOOD	FAO					IRC			AFNSHIP
		UNFPA			HEALTH		MSF-SPAIN		HEALTH	IRC
	NFI	DRC					WHO			PLAN INTL.
		ICRC			LIVELIHOOD		CARITAS			SPHCDA
	NUTRITION	UNICEF			NFI		IOM		LIVELIHOOD	GEPADC
		BOWDI					PLAN INTL.		NFI	ACTED
		CENSECOP			NUTRITION		UNICEF			BOWDI
		CI					BOWDI			PLAN INTL.
		IA					DRC		NUTRITION	SAVE THE CHILDREN
		INTERSOS					GISCOR			UNICEF
		IOM					IOM			BOWDI
		NEEM					IRC			GISCOR
	NRCS			MAG			IMC			
	PLAN INTL.			MI			IOM			
	UNHCR			NCA			IRC			
	UNICEF			NHRC			NHRC			
	DRC			PLAN INTL.			PLAN INTL.			
	MC			TDH			SAHEI			
	IOM			UNFPA			UNFPA			
	IOM			UNHCR			CAID			
	IDS			UNICEF			IOM			
	IMC			IOM			AAH/ACF			
	MDM-FRANCE			IRC			CAID			
	MC			MC			CI			
	IDS			MI			ICRC			
	IOM			NCA			IOM			
	MC			UNICEF			MI			
	IMC			IOM			UNICEF			
	GISCOR			AMG			IOM			
	IMC			DRC			SEMA			
	MAG			FHI360			UNICEF			
	MDM-FRANCE			SAVE THE CHILDREN			SPHCDA			
	PLAN INTL.			ALIMA			TDH			
	GISCOR			SCIDAR			UNICEF			
	ICRC			SPHCDA			AUN			
	IOM			UNICEF			GEPADC			
	MC			WHO			IOM			
	IMC			FAO			NUTRITION	SALIENT		
	IOM			IOM				SHO		
	MC			SFCG				GEPADC		
	MC			UNOCHA				GISCOR		
	IOM			IMC				IOM		
	CAID			SAVE THE CHILDREN				UNFPA		
	CI			COWACDI				CIDAR		
	FHI360			ICRC				CIDAN		
	INTERSOS			JDPC				CRUDAN		
	IOM			NEMA				IOM		
	CI			NOA				SIF		
	FHI360			SFCG				UNICEF		
	MC			UNFPA				IOM		
	FHI360			WINN				UNICEF		
	GISCOR			AMG				UNICEF		
	INTERSOS			CIDAR				UNICEF		
	IOM			IMC				DRC		
	MAG			IOM				DRC		
	TDH			CCCM				GISCOR		
	UNHCR			IOM				GOAL PRIME		
	GISCOR			ACTED				GPON		
	NRC			IOM				IOM		
	SI			NRC				LABI		
	DRC			AAH/ACF				MC		
	IOM			ACTED				PLAN INTL.		
	SI			IOM				UNFPA		
	IOM			IRC				MC		
	WHO			ROHI				FHI360		
	AAH/ACF			UNHCR				MC		
	COOPI			ACTED				SI		
	CRS			IOM				UNICEF		
	IOM			NRC						
	CRS			AAH/ACF						
	IOM			SI						

Fig 2.3 Table showing LGAs, Actors and various sectors.

LGA's, SECTORS AND PARTNERS IN ADAMAWA STATE OF NIGERIA								
LGA	SECTOR	AGENCY	LGA	SECTOR	AGENCY	LGA	SECTOR	AGENCY
GIREI	CCCM	IOM	YOLA SOUTH	CCCM	IOM	YOLA NORTH	CCCM	IOM
	NFI	HARAF		FOOD SECURITY	EYN		HEALTH	UNICEF
		IOM		HEALTH	EYN		HARAF	
	PROTECTION	CARITAS			IOM		IOM	
		IOM		NFI	HARAF		IOM	
	NRC	PROTECTION			UNHCR			
	SHELTER	IOM		FUFORÉ	WASH	IOM		
		NRC			CCCM	IOM		
	WASH	IOM			HEALTH	SPHCDA		
		NRC			UNICEF			
		NRCS			NFI	HARAF		
						IOM		
			NUTRITION	UNICEF				
			PROTECTION	CARITAS				
			IOM					
			SHELTER	IOM				
			WASH	IOM				
			NRC					

Fig 2.3 Table showing LGAs, Actors and various sector.(cont.)

SECTOR	% OF AGENCY
CCCM	11.18%
EDUCATION	3.53%
FOOD SECURITY	6.47%
HEALTH	9.22%
LIVELIHOOD	3.14%
NFI	7.06%
NUTRITION	7.25%
PROTECTION	26.86%
SHELTER	6.86%
WASH	18.43%

Fig 2.1 Table showing Partners and various sector involvement.

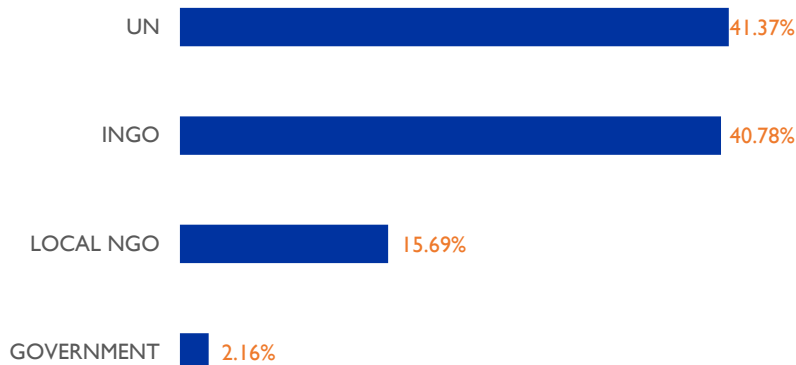


Fig 2.2. Chart showing percentage of partners activities.



To view an interactive version of this report, Please scan the QR Code

Scan Me

For more information, Contact: MIKA Mugogo (CCCM Project Manager)
mmugogo@iom.int, +234 (0) 8121565300