

REPORTING PERIOD: MONTHLY

KEY FIGURES



Number of Serviced Sites in Adamawa and Borno State

69



Number of Sector

10



Number of Agency for the reporting month

55



Number of LGAs Covered

15

BACKGROUND

The Service Mapping Report captures the services that are being provided and actors who are present in the camp and camp-like settings managed by IOM CCCM and her Implementing Partner in Borno and Adamawa states.

WHO

There are 55 distinct actors who aided across the 69 IOM managed sites. 49 of these actors assisted in Borno state while 13 assisted in Adamawa state.

WHAT

10 distinct sectoral assistance – Camp Coordination and Camp Management [2 agencies], Non-Food Items [5 agencies], Shelter [7 agencies], WASH [17 agencies], Livelihood [6 agencies], Protection [34 agencies], Health [12 agencies], Food Security [9 agencies], Education [7 agencies], and Nutrition [13 agencies] were provided through the reporting period.

WHERE

These assistances were provided across 69 IDP sites and 15 Host Community locations in Adamawa and Borno states.

WHOM

Internally Displaced Persons (New arrivals and Returnees inclusive) [91.52%] and some inhabitants in Host Communities [8.48%] were the beneficiaries of the assistance provided.

For full information/Online interactive section
Kindly click on the below link:

[SERVICE MAPPING REPORT](#)

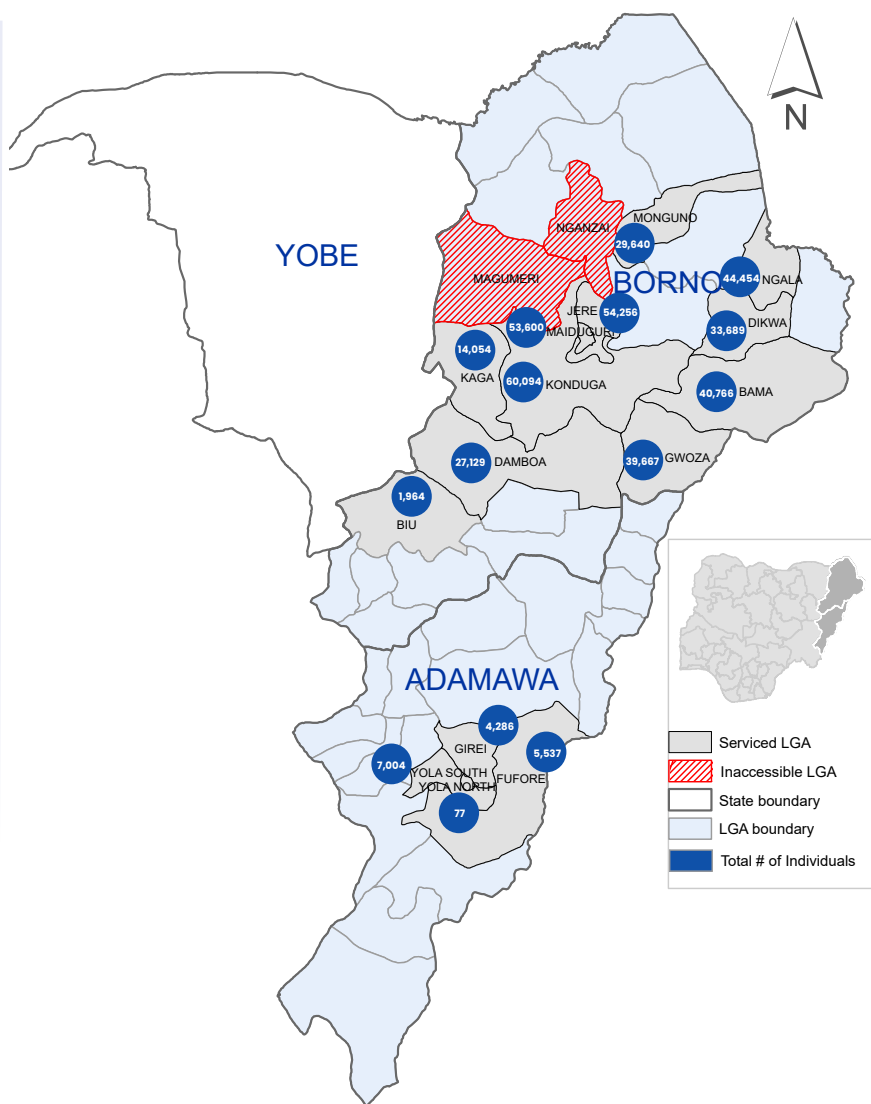


Fig 1.1 Map showing IOM-CCCM sites Serviced and Sector presence.

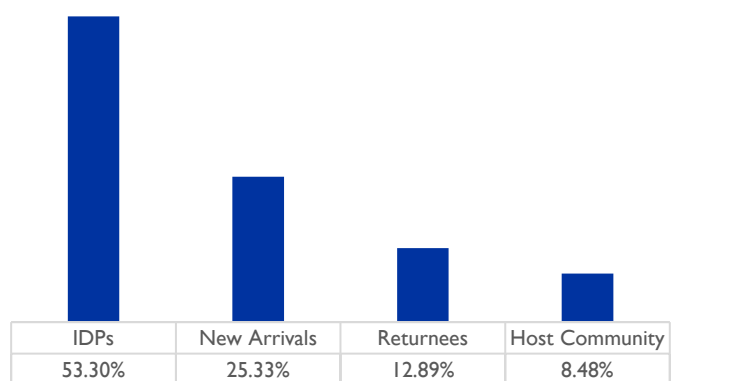


Fig 1.2 Shows reached population across all sites.

LGA's, SECTORS AND PARTNERS IN BORNO STATE OF NIGERIA

LGA	SECTOR	AGENCY	LGA	SECTOR	AGENCY	LGA	SECTOR	AGENCY			
BAMA	EDUCATION	MAG	GWOZA	CCCM	IOM	KONDUGA	CCCM	IOM			
		ROHI		EDUCATION	GEPADC		EDUCATION	GEPADC			
	FOOD SECURITY	INTERSOS		EDUCATION	IRC		EDUCATION	IRC	UNICEF		
		INTERSOS		FOOD SECURITY	NRC			UNICEF			
	HEALTH	UNICEF		HEALTH	PLAN INTL.		HEALTH	IOM	SPHCDA		
		WHO			UNICEF			UNICEF			
	LIVELIHOOD	FAO		LIVELIHOOD	IOM		LIVELIHOOD	IRC	IOM		
		UNFPA			UNICEF			UNICEF			
	NFI	DRC		NFI	WHO		NUTRITION	BOWDI	BOWDI		
	NUTRITION	UNICEF			LIVELIHOOD			CARITAS	UNICEF	UNICEF	
		PROTECTION		BOWDI	PROTECTION		GISCOR	PROTECTION	BOWDI	BOWDI	
	CARITAS			NFI			GISCOR		CARITAS	CARITAS	
	CI			NUTRITION			IRC		GISCOR	GISCOR	
	DRC						MC		GOAL PRIME		
	GPON			PLAN INTL.			UNICEF		IMC	IMC	
	IA			PROTECTION			BOWDI		IOM	IOM	
	INTERSOS						DRC		MAG	MAG	
	IOM						GISCOR		MI	NHRC	NHRC
	NRCS						IOM		NHRC	UNFPA	UNFPA
	PLAN INTL.						MAG		PLAN INTL.	UNICEF	UNICEF
UNHCR	MI		TDH			UNHCR	UNICEF				
UNICEF	NHRC		UNFPA			UNHCR	UNICEF				
SHELTER	MC	UNHCR	IOM		UNICEF						
WASH	IOM	UNHCR	UNHCR		UNICEF						
CCCM	IOM	UNHCR	IOM		UNICEF						
FOOD SECURITY	IMC	UNHCR	UNHCR		UNICEF						
DAMBOA	HEALTH	MDM-FRANCE	JERE		SHELTER	IOM	MAIDUGURI M. C.	HEALTH	AAH/ACF		
		IOM		WASH	ICRC	ALIMA					
	PROTECTION	GISCOR		WASH	ICRC	MC		HEALTH	IRC	SPHCDA	
		GPON			MI	UNICEF			UNICEF		
		IMC			NCA	WHO			WHO		
		MC			UNICEF	IOM			IOM		
	SHELTER	MDM-FRANCE		PROTECTION	UNICEF	UNICEF		PROTECTION	AAH/ACF	AAH/ACF	
		NHRC			IOM	IMC			IMC		
		PLAN INTL.			ROHI	SAVE THE CHILDREN			SAVE THE CHILDREN		
		ICRC			SPHCDA	BOWDI			BOWDI		
WASH	ICRC	PROTECTION	SPHCDA	TDH	WASH	GISCOR	GISCOR				
	IOM		UNICEF	ICRC		ICRC					
	MC		ALIMA	IMC		IMC					
	UNHCR		DRC	IOM		IOM					
DIKWA	CCCM	IOM	NGALA	PROTECTION	GPON	MONGUNO	WASH	CIDAR			
		FOOD SECURITY			SAVE THE CHILDREN			CIDAR	CIDAR		
	HEALTH	INTERSOS		WASH	CIDAR		WASH	UNICEF	FOOD SECURITY	AAH/ACF	
		IOM			UNICEF			UNICEF		INTERSOS	
	NUTRITION	CI		CCCM	IOM		HEALTH	IOM	HEALTH	AAH/ACF	
		GISCOR			EDUCATION			UNICEF		ICRC	
	PROTECTION	INTERSOS		FOOD SECURITY	DRC		LIVELIHOOD	DRC	LIVELIHOOD	IRC	
		IOM			HEALTH			FHI360		IOM	
		GISCOR			NUTRITION			INTERSOS		IOM	
		UNICEF			DRC			DRC		IOM	
SHELTER	GISCOR	PROTECTION	DRC	NFI	DRC	NFI	IOM				
	IOM		GISCOR		NRC		NRC				
	SI		GPON		AAH/ACF		AAH/ACF				
	UNHCR		IOM		INTERSOS		INTERSOS				
WASH	DRC	SHELTER	GPON	PROTECTION	IOM	PROTECTION	ICRC				
	IOM		UNFPA		IOM		IOM				
	SI		MC		UNHCR		UNHCR				
	UNICEF		FHI360		ICRC		ICRC				
KAGA	CCCM	IOM	WASH	WASH	MC	WASH	IOM				
	HEALTH	WHO			SI		NRC				
	NUTRITION	AAH/ACF			WASH		UNICEF	AAH/ACF			
		CRS					UNICEF	AAH/ACF			
WASH	CRS	WASH	UNICEF	WASH	UNICEF	WASH	ICRC				
	IOM		UNICEF		ICRC		ICRC				
			UNICEF		NRC		NRC				
			UNICEF		SI		SI				

Fig 2.3 Table showing LGAs, Actors and various sectors.

LGA's, SECTORS AND PARTNERS IN ADAMAWA STATE OF NIGERIA									
LGA	SECTOR	AGENCY	LGA	SECTOR	AGENCY	LGA	SECTOR	AGENCY	
FUFORE	CCCM	IOM	GIREI	CCCM	IOM	YOLA SOUTH	CCCM	IOM	
	EDUCATION	UNICEF		LIVELIHOOD	CARITAS		FOOD SECURITY	NEMA	
	HEALTH	WHO		NFI	HARAF		HEALTH	IOM	
	NFI	HARAF					IOM	LIVELIHOOD	CARITAS
		IOM					NRC	NFI	HARAF
	PROTECTION	CARITAS		PROTECTION	CARITAS		IOM		
		IOM			ICRC		PROTECTION	CARITAS	
		NRCS			IOM		IOM		
	SHELTER	IOM		SHELTER	IOM		SHELTER	IOM	
	WASH	DRC		WASH	IOM		NRC	WASH	DRC
		IOM					NRC		IOM
		NRC					NRC		NRC
		NRC	NRC						
YOLA NORTH	CCCM	IOM							
	LIVELIHOOD	CARITAS							
	PROTECTION	CARITAS							
	WASH	IOM							

Fig 2.3 Table showing LGAs, Actors and various sector.(cont.)

SECTOR	% OF AGENCY
CCCM	12.37%
EDUCATION	3.51%
FOOD SECURITY	5.98%
HEALTH	8.87%
LIVELIHOOD	2.47%
NFI	3.92%
NUTRITION	6.80%
PROTECTION	28.87%
SHELTER	8.04%
WASH	19.18%

Fig 2.1 Table showing Partners and various sector involvement.

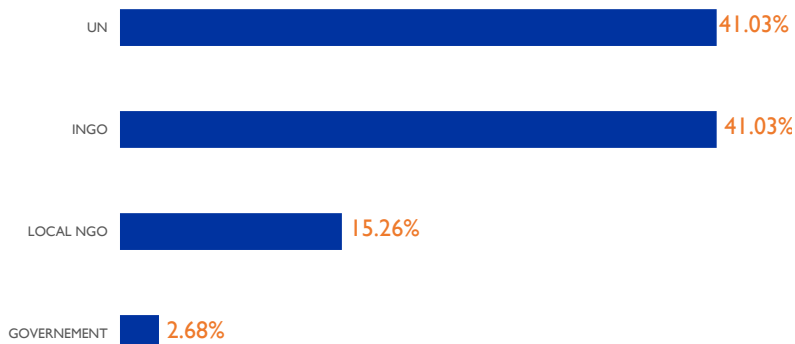


Fig 2.2. Chart showing percentage of partners activities.



To view an interactive version of this report, Please scan the QR Code

Scan Me

For further information, Contact IOM CCCM Nigeria :
Email: cccmnigeriaext@iom.int