


REPORTING PERIOD: MONTHLY, QUATERLY

KEY FIGURES



BACKGROUND

The Service Mapping Report captures the services that are being provided and actors who are present in the camp and camp-like settings managed by IOM CCCM in Borno and Adamawa states.

WHO:

There are 51 distinct actors who aided across the 74 IOM managed sites. 50 of these actors assisted in Borno state while 6 assisted in Adamawa state.

WHAT:

10 distinct sectoral assistance – Camp Coordination and Camp Management [2 agencies], Non-Food Items [6 agencies], Shelter [5 agencies], WASH [15 agencies], Livelihood [4 agencies], Protection [20 agencies], Health [13 agencies], Food Security [12 agencies], Education [4 agencies], and Nutrition [13 agencies] were provided through the reporting period.

WHERE:

These assistances were provided across 74 IDP sites and 18 Host Community locations in Adamawa and Borno states.

WHOM:

Internally Displaced Persons (New arrivals and Returnees inclusive) [88.5%] and some inhabitants in Host Communities [11.49%] were the beneficiaries of the assistance provided.

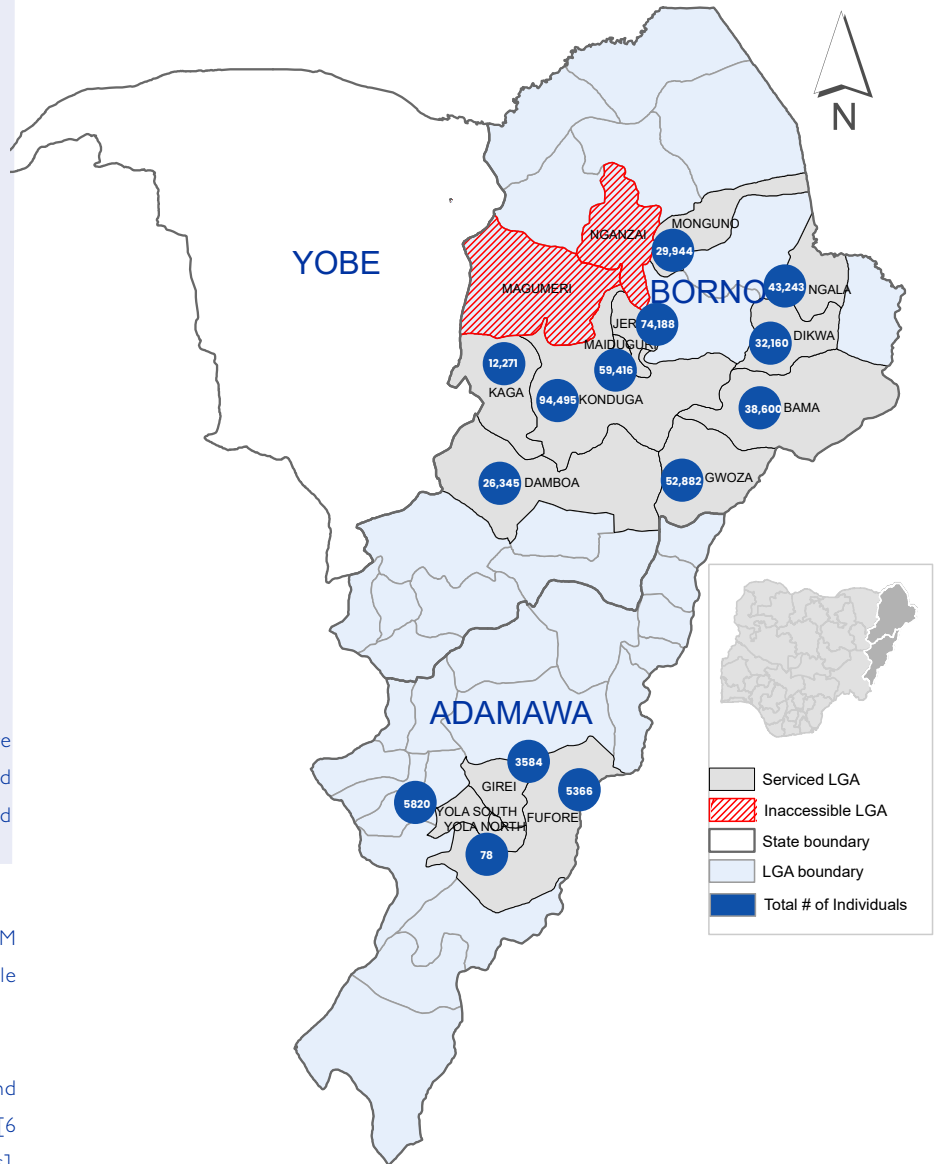


Fig 1.1 Map showing IOM-CCCM sites Serviced and Sector presence.

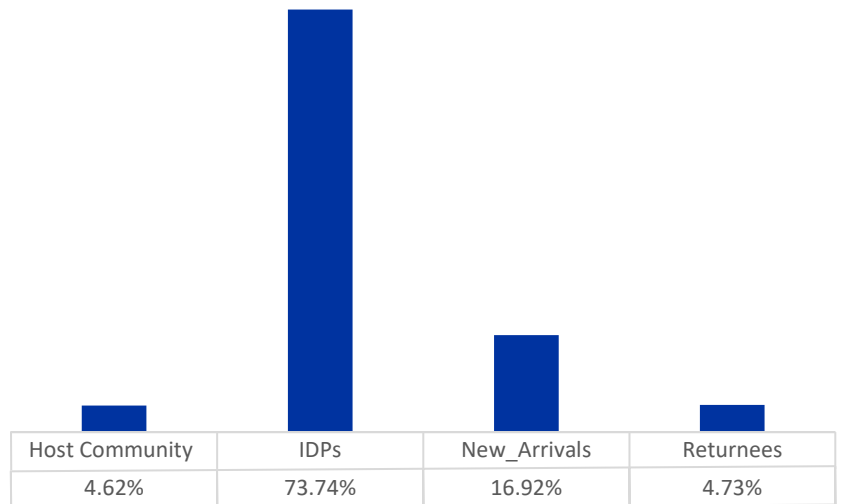


Fig 1.2 Shows reached population across all sites.

For full information/Online interactive section
Kindly click on the below link:

LGA's, SECTORS AND PARTNERS IN BORNO STATE OF NIGERIA																
LGA	SECTOR	AGENCY	LGA	SECTOR	AGENCY	LGA	SECTOR	AGENCY								
JERE	CCCM	IOM	BAMA	EDUCATION	MAG	NGALA	CCCM	IOM								
		SEMA			UNICEF		EDUCATION	UNICEF								
		ROHI			INTEROS		FOOD SECURITY	DRC								
	EDUCATION	NEMA		HEALTH	UNICEF		HEALTH	FHI360	UNICEF							
		SPHCDA			WHO			INTEROS								
	FOOD SECURITY	DRC		GISCOR	LIVELIHOOD		AUN	PROTECTION	MC							
							UNFPA		NFI	MC						
					IOM		MC		NUTRITION	DRC						
		NRCs		UNDP	PROTECTION		UNICEF		SHELTER	UNICEF	UNICEF					
				UNFPA			BOWDI			UNICEF						
				UNHCR			DRC			UNICEF						
	SHELTER	IOM		WASH	SHELTER		IA	WASH	MC							
CIDAR		INTEROS	MC													
IOM		IOM	MC													
KONDUGA	CCCM	IOM	DAMBOA	FOOD SECURITY	IMC	MAIDUGURI M. C.	CCCM	IOM								
		PLAN			IMC		EDUCATION	AFRICAN MISSION GLOBAL								
		ROHI			MdM-France		FOOD SECURITY	NEMA								
	EDUCATION	UNICEF		HEALTH	WHO		NFI	IOM	UNICEF	SAVE THE CHILDREN						
		BOWDI			WHO			MC		ALIMA						
	FOOD SECURITY	CRS		SAVE THE CHILDREN	NUTRITION		IMC	PROTECTION	IMC	SPHCDA						
							EYN			MC	SHELTER	UNICEF				
							GREENCODE			MC		WHO				
	HEALTH	AFNSHIP		SPHCDA	PROTECTION		GISCOR	SHELTER	IOM	IOM						
							UNICEF			GPON	MF					
							WHO			IDS	SAVE THE CHILDREN					
		NFI		IOM	UNFPA		WASH	IMC	WASH	IOM	SFCG					
BOWDI			MdM-France			UNOCHA										
EYN			PLAN			AAH/ACF										
NUTRITION	BOWDI	GISCOR	SHELTER	ICRC	PROTECTION	IRC	IMC									
				GREENCODE			IOM	SHELTER	SAVE THE CHILDREN							
				SAVE THE CHILDREN			MC		COWACDI							
	PROTECTION	IOM	UNFPA	WASH	IMC	WASH	IOM		ICRC							
					SAHEI			IOM	SHELTER	IOM						
					UNFPA			MC		JDPC						
SHELTER	AAH/ACF	DRC	WASH	HEALTH	MSF-Belgium	UNICEF	WHO	NOA								
								ICRC	MSF-Spain	UNFPA						
								IOM	UNICEF	UNHCR						
	WASH	IRC		MI	HEALTH	WHO	UNICEF	UNICEF	AFRICAN MISSION GLOBAL							
										UNICEF	WHO	SAF				
										UNICEF	WHO	CIDAR				
DIKWA	CCCM	IOM	GWOZA	LIVELIHOOD	AHNI	MONGUNO	CCCM	IOM								
		CAID			UNHCR		FOOD SECURITY	AAH/ACF								
		CARE INTL.			UNICEF		NFI	ACTED								
	FOOD SECURITY	INTEROS		IOM	NUTRITION		PLAN	NFI	IOM	NRC						
							CRUDAN				UNICEF	NUTRITION	ACTED			
	HEALTH	FHI360		COWACDI	PROTECTION		BOWDI	PROTECTION	IOM	IRC						
							FHI360				Caritas	SHELTER	ROHI			
							GISCOR				DRC		Street-Child			
		INTEROS		IOM			MAG		WASH	GISCOR	WASH		IOM	UNHCR		
										UNICEF		IA			SHELTER	NRC
										UNICEF		IOM				AAH/ACF
	SHELTER	NRC		UNHCR	WASH		MAG	WASH	IOM	IRC						
NEMA			IRC			SHELTER	SI									
SEMA			MAG				AAH/ACF									
WASH	IOM	SCIDAR	WASH	NCA	WASH		IOM	CRS								
				DRC		PLAN			SHELTER	COOPI						
				IOM		TDH				WHO	CRS					
KAGA	CCCM	IOM	KAGA	SHELTER	IOM	KAGA	HEALTH	SAF								
									EDUCATION	GEPADC	FOOD SECURITY	TDH	NUTRITION	PLAN		
															FOOD SECURITY	Caritas
	HEALTH	IOM		NUTRITION	NRCs											
							IRC	MSF-Belgium	WASH	IDS						
											MSF-Spain	UNICEF	WASH	IOM		
	UNICEF	WHO		WASH	IOM											
							WHO	UNICEF	WASH	IOM						
											LIVELIHOOD	AHNI	NFI	NRC		
	NFI	UNHCR		NUTRITION	PLAN											
							NUTRITION	PLAN	WASH	CRS						
											PROTECTION	BOWDI	PROTECTION	SAF		
Caritas	DRC	SHELTER	WHO													
				GISCOR	GISCOR	WASH	IOM									
								IA	IA	WASH	IOM					
IOM	IOM	WASH	IOM													
				IRC	IRC	WASH	IOM									
								MAG	MAG	WASH	IOM					
NCA	NCA	WASH	IOM													
				PLAN	PLAN	WASH	IOM									
								TDH	TDH	WASH	IOM					
UNFPA	UNFPA	WASH	IOM													
				UNHCR	UNHCR	WASH	IOM									
								UNICEF	UNICEF	WASH	IOM					
WINN	WINN	WASH	IOM													
				IOM	IOM	WASH	IOM									
								IOM	IOM	WASH	IOM					
LRF	LRF	WASH	IOM													
				MC	MC	WASH	IOM									
								MI	MI	WASH	IOM					
NCA	NCA	WASH	IOM													

Fig 2.3 Table showing LGAs, Actors and various sectors.

LGA's, SECTORS AND PARTNERS IN ADAMAWA STATE OF NIGERIA								
LGA	SECTOR	AGENCY	LGA	SECTOR	AGENCY	LGA	SECTOR	AGENCY
YOLA SOUTH	CCCM	IOM	YOLA NORTH	CCCM	IOM	FUFORE	CCCM	IOM
	FOOD SECURITY	EYN		HEALTH	IOM		FOOD SECURITY	SEMA
	HEALTH	EYN		NFI	IOM		HEALTH	NEMA
		IOM		PROTECTION	IOM		HEALTH	SPHCDA
	NFI	UNICEF	CCCM	IOM	HEALTH		UNICEF	
		HARAF	HEALTH	UNICEF	NFI		HARAF	
		IOM	NFI	IOM	NFI		IOM	
		NRC	PROTECTION	HARAF	NUTRITION		UNICEF	
	PROTECTION	Caritas	PROTECTION	Caritas	PROTECTION		Caritas	
		DRC	PROTECTION	IOM	PROTECTION		IOM	
		EYN	SHELTER	IOM	SHELTER		IOM	
		IOM	WASH	ICRC	WASH		ICRC	
	SHELTER	EYN	GIREI	UNFPA	WASH	IOM		
		IOM		IOM				
		NRC		NRC				
		UNHCR		NRC				
	WASH	EYN		ICRC	IOM			
		IOM		IOM	NRC			
		NRC		NRC	NRCS			
		UNHCR		UNHCR				

Fig 2.3 Table showing LGAs, Actors and various sector.(cont.)

SECTOR	% OF AGENCY
CCCM	3.03%
EDUCATION	10.61%
FOOD SECURITY	22.73%
HEALTH	22.73%
LIVELIHOOD	15.15%
NFI	7.58%
NUTRITION	21.21%
PROTECTION	53.03%
SHELTER	13.64%
WASH	36.36%

Fig 2.1 Table showing Partners and various sector involment.

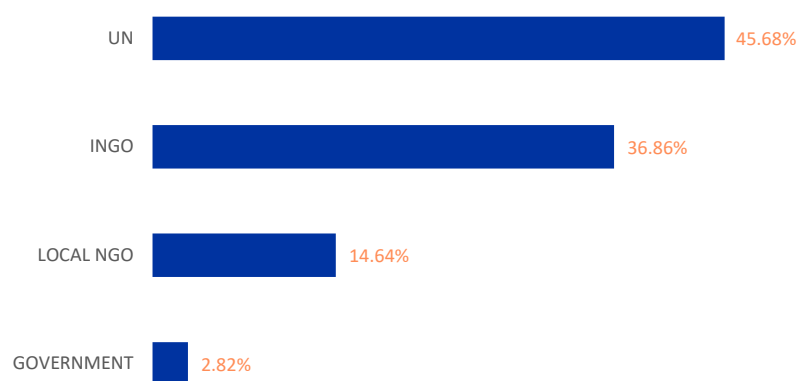


Fig 2.2. Chart showing percentage of partners activities.

For more information, Contact: MIKA Mugogo (CCCM Project Manager)
mmugogo@iom.int, +234 (0) 8121565300