


REPORTING PERIOD: MONTHLY, QUATERLY

KEY FIGURES



BACKGROUND

The Service Mapping Report captures the services that are being provided and actors who are present in the camp and camp-like settings managed by IOM CCCM in Borno and Adamawa states.

WHO:

There are 51 distinct actors who aided across the 74 IOM managed sites. 50 of these actors assisted in Borno state while 6 assisted in Adamawa state.

WHAT:

10 distinct sectoral assistance – Camp Coordination and Camp Management [2 agencies], Non-Food Items [6 agencies], Shelter [5 agencies], WASH [15 agencies], Livelihood [4 agencies], Protection [20 agencies], Health [13 agencies], Food Security [12 agencies], Education [4 agencies], and Nutrition [13 agencies] were provided through the reporting period.

WHERE:

These assistances were provided across 74 IDP sites and 18 Host Community locations in Adamawa and Borno states.

WHOM:

Internally Displaced Persons (New arrivals and Returnees inclusive) [88.5%] and some inhabitants in Host Communities [11.49%] were the beneficiaries of the assistance provided.

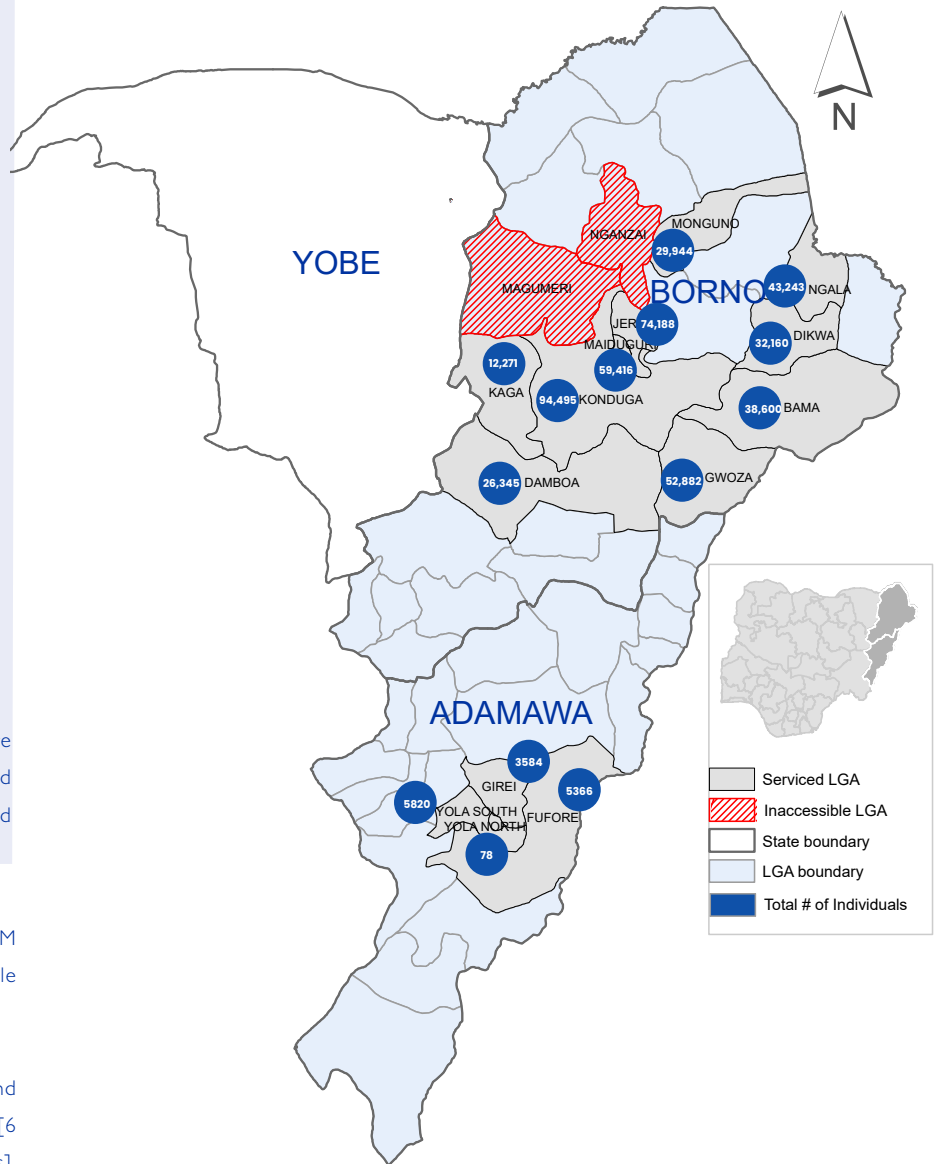


Fig 1.1 Map showing IOM-CCCM sites Serviced and Sector presence.

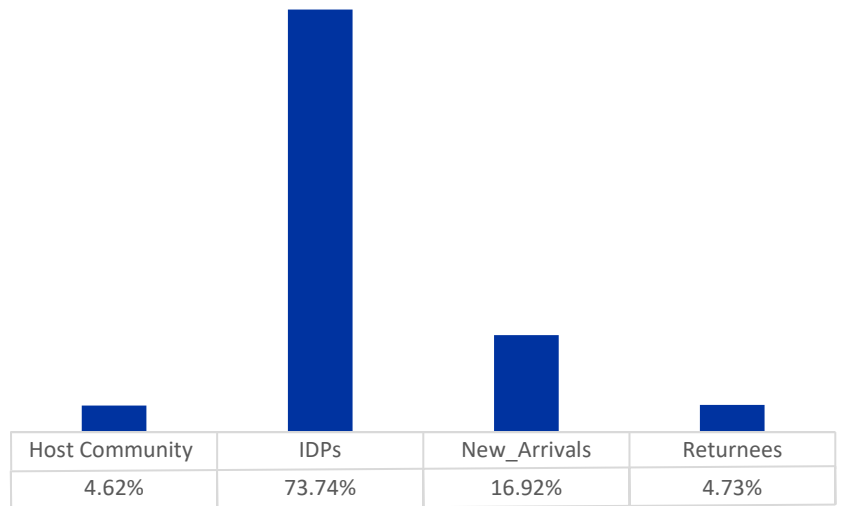


Fig 1.2 Shows reached population across all sites.

For full information/Online interactive section
Kindly click on the below link:

LGA's, SECTORS AND PARTNERS IN BORNO STATE OF NIGERIA												
LGA	SECTOR	AGENCY	LGA	SECTOR	AGENCY	LGA	SECTOR	AGENCY				
JERE	CCCM	IOM	BAMA	EDUCATION	MAG	NGALA	CCCM	IOM				
	EDUCATION	ROHI		EDUCATION	UNICEF		EDUCATION	UNICEF				
	FOOD SECURITY	NEMA		FOOD SECURITY	WFP		FOOD SECURITY	DRC				
	HEALTH	HSB		SPHCDA UNICEF	HEALTH		INTERSOS	HEALTH	FHI360			
		UNICEF					UNICEF		INTERSOS			
		WHO					MSF-France					
	LIVELIHOOD	SAHEI		LIVELIHOOD	AUN		LIVELIHOOD	UNICEF				
	NFI	ACTED		NFI	UNFPA		NFI	MERCY CORPS				
	NUTRITION	ALIMA		DRC GISCOR	NUTRITION		IOM	NUTRITION	DRC			
		UNICEF					NRCS		DRC			
		PROTECTION					UNICEF		PROTECTION	UNICEF	PROTECTION	FHI360
							DRC			BOWDI		GISCOR
							UNFPA			DRC		GPON
	UNFPA			IA	IOM							
SHELTER	DRC	UNDP UNFPA	SHELTER	INTERSOS	SHELTER	LABI						
	IOM			IOM		PLAN						
	UNICEF			PLAN		UNFPA						
WASH	CIDAR	IOM SI SIF UNICEF	SHELTER	UNHCR	WASH	FHI360						
	IOM			UNICEF		MERCY CORPS						
	SI			IOM		SI						
	SIF			MERCY CORPS		UNICEF						
UNICEF	UNICEF	WASH	INTERSOS	CCCM	IOM							
KONDUGA	CCCM	IOM	DAMBOA	WASH	INTERSOS	MAIDUGURI M. C.	EDUCATION	AFRICAN MISSION GLOBAL				
	EDUCATION	PLAN		WASH	IOM		EDUCATION	CRS				
	FOOD SECURITY	ROHI		FOOD SECURITY	UNICEF		UNICEF	FOOD SECURITY	NEMA			
		UNICEF			BOWDI		IMC	SAVE THE CHILDREN				
		BOWDI			CRS		MdM-France	ALIMA				
	HEALTH	SAVE THE CHILDREN		SC AFNSHIP PLAN SPHCDA UNICEF	HEALTH		MERCY CORPS	HEALTH	UNICEF			
		WHO					MERCY CORPS		LIVELIHOOD	MWADAGANA FOUNDATION		
		IOM					MERCY CORPS		NFI	IOM		
		IOM					IMC		NUTRITION	IMC		
	NUTRITION	BOWDI		WHO IOM	NUTRITION		MERCY CORPS	NUTRITION	SAVE THE CHILDREN			
		EYN					GISCOR		PROTECTION	GEPADC		
		GREENCODE					GOAL PRIME		IRC			
	PROTECTION	PLAN		IOM UNICEF	PROTECTION		IDS	PROTECTION	IOM			
		SAVE THE CHILDREN					IMC		IRC			
BOWDI		PLAN	JDPC									
GISCOR		UNHCR	UNFPA									
IMC		IOM	SHELTER			AFRICAN MISSION GLOBAL						
IOM	SAHEI	WASH	MERCY CORPS	WASH	CIDAR							
GWOZA	SMoWASD	IOM UNFPA UNHCR	GWOZA	CCCM	MONGUNO	CCCM	IOM					
	UNFPA			FOOD SECURITY		PLAN	FOOD SECURITY	ACTED				
	UNHCR			HEALTH		IOM	HEALTH	IRC				
	IOM			HEALTH		IRC	NFI	IOM				
	AAH/ACF			NFI		MSF-Spain	NUTRITION	ACTED				
	DRC			NUTRITION		UNICEF	PROTECTION	IOM				
	GREENCODE			NUTRITION		UNHCR		IRC				
	ICRC			NUTRITION		PLAN		ROHI				
	IOM			PROTECTION		UNICEF	UNICEF	Street-Child				
	IRC					BOWDI	BOWDI	UNHCR				
	MALTESER INTL.					DRC	DRC	IOM				
	UNICEF			SHELTER		IOM	IA	SHELTER	NRC			
	IOM					SHELTER	GISCOR	WASH	IRC			
	UNICEF					SHELTER	IA	WASH	SI			
DIKWA	CCCM	IOM	GWOZA	PROTECTION	KAGA	CCCM	IOM					
	EDUCATION	GOAL PRIME		PROTECTION		MAG	FOOD SECURITY	COOPI				
	FOOD SECURITY	CAID		NHRHC		PROTECTION	PLAN	FOOD SECURITY	CRS			
		CARE INTL.					TDH		HEALTH	IOM		
	HEALTH	FHI360		UNFPA		PROTECTION	UNHCR	HEALTH	WHO			
		UNICEF					UNHCR		NUTRITION	AAH/ACF		
	LIVELIHOOD	CRUDAN		UNHCR		SHELTER	IOM	NUTRITION	PLAN			
	NFI	IOM					WASH		CRS			
	NUTRITION	FHI360		FHI360 GISCOR		WASH	IRC	WASH	IOM			
		UNICEF					MALTESER INTL.		PLAN			
		UNICEF					MERCY CORPS					
	PROTECTION	INTERSOS		IOM TDH		WASH	NCA	PROTECTION	IOM			
		IOM					UNICEF		UNICEF			
		TDH					UNICEF		UNICEF			
IOM		UNICEF	UNICEF									
SHELTER	IOM	NRC SI UNHCR	WASH	UNICEF	PROTECTION	UNICEF						
	NRC			UNICEF		UNICEF						
	SI			UNICEF		UNICEF						
WASH	IOM	SI	WASH	UNICEF	PROTECTION	UNICEF						
	SI			UNICEF		UNICEF						

Fig 2.3 Table showing LGAs, Actors and various sectors.

LGA's, SECTORS AND PARTNERS IN ADAMAWA STATE OF NIGERIA								
LGA	SECTOR	AGENCY	LGA	SECTOR	AGENCY	LGA	SECTOR	AGENCY
YOLA SOUTH	CCCM	IOM	YOLA NORTH	CCCM	IOM	FUFORE	CCCM	IOM
	HEALTH	EYN		HEALTH	UNICEF		HEALTH	SPHCDA
		IOM		NFI	IOM		NFI	HARAF
		UNICEF		PROTECTION	IOM		PROTECTION	IOM
		HARAF		SHELTER	IOM		WASH	IOM
	PROTECTION	IOM		WASH	IOM		WASH	NRC
		Caritas		GIREI	CCCM		IOM	
		DRC			NFI		HARAF	
		EYN	IOM		IOM			
	IOM	PROTECTION	Caritas					
	UNHCR		IOM					
	SHELTER	EYN	SHELTER		IOM			
		IOM	WASH		IOM			
		NRC			NRC			
		UNHCR		NRC				
	WASH	EYN						
		IOM						
		IOM						
		NRC						

Fig 2.3 Table showing LGAs, Actors and various sector.(cont.)

SECTOR	% OF AGENCY
CCCM	1.61%
EDUCATION	11.29%
FOOD SECURITY	20.97%
HEALTH	24.19%
LIVELIHOOD	9.68%
NFI	9.68%
NUTRITION	20.97%
PROTECTION	48.39%
SHELTER	14.52%
WASH	33.87%

Fig 2.1 Table showing Partners and various sector involvement.

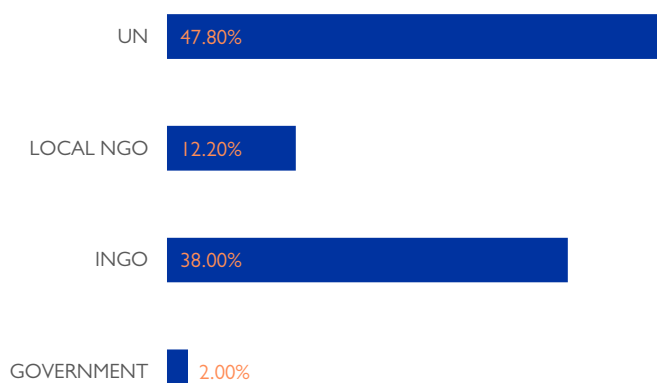


Fig 2.2. Chart showing percentage of partners activities.

For more information, Contact: MIKA Mugogo (CCCM Project Manager)
mmugogo@iom.int, +234 (0) 8121565300